

# TrainingKit

 [springerlink.com](http://springerlink.com)



SpringerLink

accelerating the world of research

## 用户手册



## 目录

1.0 SpringerLink简介 P.3-4

2.0 开始使用 P.5

2.1 用户身份认证 P.6-8

2.2 登录 P.9-10

2.3 查看个人信息 P.11

3.0 主页 P.12

4.0 浏览 P.12

4.1 期刊浏览 P.13-15

4.1.1 期刊刊次浏览 P.16

4.1.2 期刊目次浏览 P.17

4.1.3 期刊文章浏览 P.18-19

4.1.4 显示文章全文 P.20

4.2 电子图书浏览 P.21-23

4.2.1 图书章节浏览 P.24-25

4.2.2 显示图书全文 P.26

4.3 辅助读物 P.27-28

5.0 检索 P.29

5.1 关键词检索 P.30-32

5.1.1 检索式建构对话框 P.33

5.2 高级检索 P.34

5.3 拼写检查工具 P.35-36

6.0 参考文献链接 P.37-39

7.0 个性化服务功能 P.40

7.1 我的SpringerLink P.41

7.1.1 已标记的条目 P.42-43

7.1.2 定题服务 P.44-45

7.1.3 历史记录 P.46

7.1.4 已保存的条目 P.47-49

8.0 术语表 P.50-51

9.0 客户支持 P.52-53

直接查看用户手册



# 1.0 SpringerLink数据库简介

**SpringerLink**是高质量的科学技术和医学类全文数据库，为科研人员及科学家提供强有力的信息中心资源平台：

- 电子期刊
- 电子丛书
- 电子图书
- 在线参考工具书

→ **Springer**电子图书资源库



# 1.0 SpringerLink数据库简介



SpringerLink

accelerating the world of research

**SpringerLink数据库涵盖以下12个学科的数字资源:**

1. 建筑学、设计和艺术(Architecture, Design & Arts)
2. 行为科学(Behavioral Science)
3. 生物医学和生命科学(Biomedical & Life Sciences)
4. 商业和经济(Business & Economics)
5. 化学和材料科学(Chemistry & Materials Science)
6. 计算机科学(Computer Science)
7. 地球和环境科学(Earth & Environmental Science)
8. 工学(Engineering)
9. 人文、社会科学和法律(Humanities, Social Sciences & Law)
10. 数学和统计科学(Mathematics & Statistics)
11. 医学(Medicine)
12. 物理和天文学(Physics & Astronomy)

**和2个特色图书馆:**

1. 中国在线科学图书馆(Chinese Library of Science)
2. 俄罗斯在线科学图书馆(Russian Library of Science)

[返回目录页](#)



## 2.0 开始使用

 数据库主页网址: [springerlink.lib.tsinghua.edu.cn](http://springerlink.lib.tsinghua.edu.cn) 或 [springerlink.com](http://springerlink.com)



The screenshot shows the SpringerLink Home page with the following content:

**SpringerLink Home - Main** (English)

**Welcome to SpringerLink!**  
SpringerLink is one of the world's leading interactive databases for high-quality STM journals, book series, books, reference works and the Online Archives Collection. SpringerLink is a powerful central access point for researchers and scientists.

**Find content by keyword**   [more options](#)

**Content type**

- All (3,025,950)
- Publications (14,493)
- Journals (1,556)
- Book Series (699)
- Books (12,238)
- Reference Works (54)

**Subject**

- Architecture, Design and Arts (26)
- Behavioral Science (71,371)
- Biomedical and Life Sciences (812,278)
- Business and Economics (67,682)
- Chemistry and Materials Science (600,997)
- Computer Science (254,319)
- Earth and Environmental Science (274,103)
- Engineering (344,079)
- Humanities, Social Sciences and Law (178,463)
- Mathematics and Statistics (219,527)
- Medicine (643,016)
- Physics and Astronomy (464,995)

**Featured library**

- Chinese Library of Science (9,648)
- Russian Library of Science (416,165)

**My SpringerLink**

- Marked Items
- Alerts
- Order History

**Saved Items**

- All
- Favorites

Frequently asked questions | General information on journals and books | Send us your feedback  
© Springer. Part of Springer Science+Business Media  
Privacy, Disclaimer, Terms and Conditions, © Copyright Information  
Remote Address: 202.69.67.8 • Server: mpweb01  
HTTP User Agent: Mozilla/5.0 (Macintosh; U; PPC Mac OS X; en) AppleWebKit/418.8 (KHTML, like Gecko) Safari/419.3

返回目录页



## 2.1 用户身份认证 – 团体用户

### 团体用户为什么需要用户身份认证？

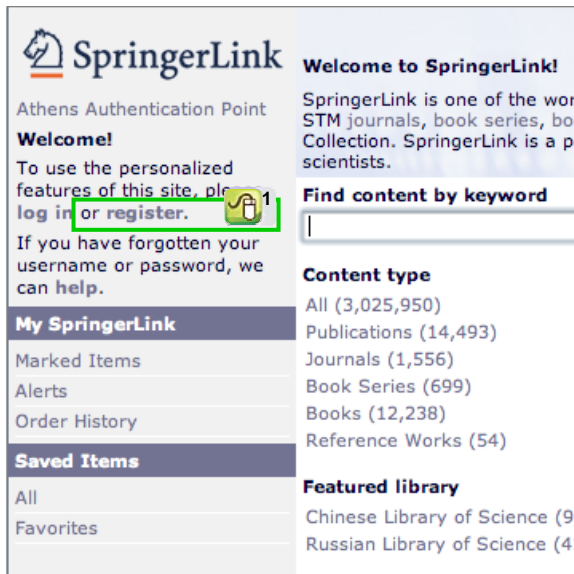
- 通过系统对您的IP地址进行身份认证  
使您可以查阅数字资源的全文

已购买SpringerLink使用权的团体用户的数据库系统管理员可以随时联络我们更新身份认证信息。详细联络方式请参考[第53页“客户支持”](#)相关内容。

## 2.1 注册 – 个人用户

### 个人用户为什么需要注册？

- 通过注册之后，可以设置个人收藏夹
- 可以创建并享受题录式定题服务
- 可以保存或标记您的检索结果，以供日后参考之需
- 可以重新调用您的检索历史
- 可以更好地管理您已经检索到的资源，以备再次登录网站时，可以随时利用



SpringerLink  
Athens Authentication Point  
**Welcome!**  
To use the personalized features of this site, please log in or register.  
If you have forgotten your username or password, we can help.

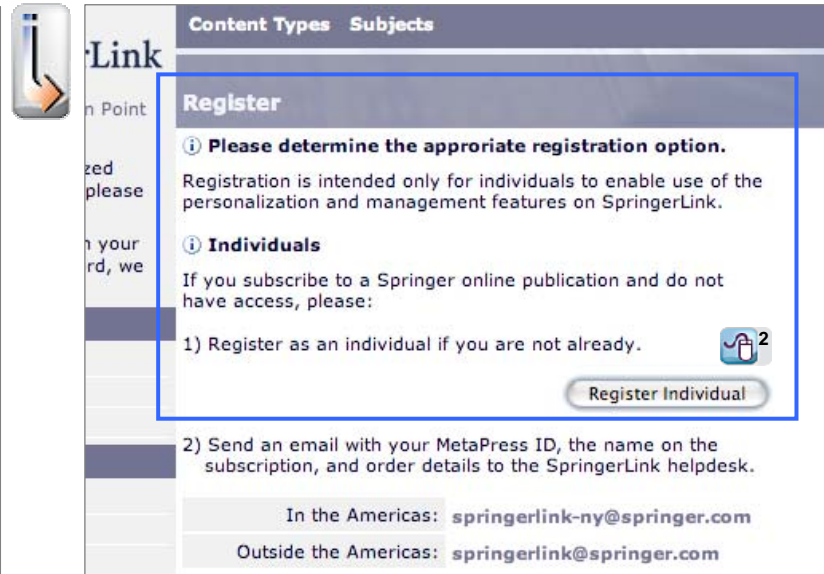
**Find content by keyword**

**Content type**

- All (3,025,950)
- Publications (14,493)
- Journals (1,556)
- Book Series (699)
- Books (12,238)
- Reference Works (54)

**Featured library**

- Chinese Library of Science (9)
- Russian Library of Science (4)



**Register**


**Please determine the appropriate registration option.**  
Registration is intended only for individuals to enable use of the personalization and management features on SpringerLink.


**Individuals**  
If you subscribe to a Springer online publication and do not have access, please:

- 1) Register as an individual if you are not already.
- 2) Send an email with your MetaPress ID, the name on the subscription, and order details to the SpringerLink helpdesk.

**Register Individual**

In the Americas: [springerlink-ny@springer.com](mailto:springerlink-ny@springer.com)  
Outside the Americas: [springerlink@springer.com](mailto:springerlink@springer.com)

 <sup>1</sup> 单击“注册(Register)”链接，将进入注册首页。

 <sup>2</sup> 单击“个人用户注册(Register Individual)”链接。

## 2.1 注册 – 个人用户



Content Types Subjects

### Link Register

**To register as an individual, please provide the following details.**

First Name

Last Name

e-mail Address

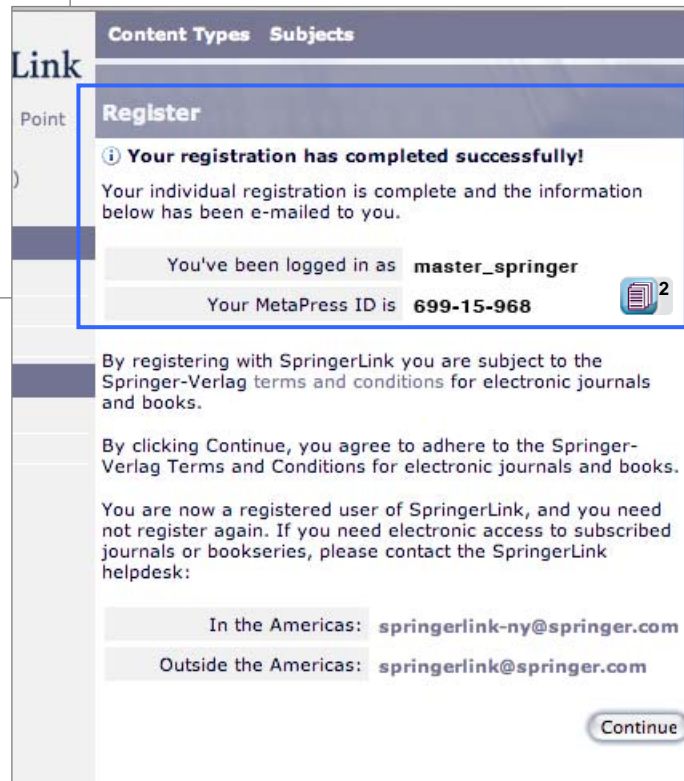
**Authentication**

1 Username

2 Password

Confirm Password

(1) Username must be at least four characters in length.  
(2) Password must be at least six characters in length, may not contain username and must contain at least one alphabetic character and one numeric character.



Content Types Subjects

### Link Register

**Your registration has completed successfully!**

Your individual registration is complete and the information below has been e-mailed to you.

You've been logged in as **master\_springer**

Your MetaPress ID is **699-15-968**


By registering with SpringerLink you are subject to the Springer-Verlag terms and conditions for electronic journals and books.

By clicking Continue, you agree to adhere to the Springer-Verlag Terms and Conditions for electronic journals and books.

You are now a registered user of SpringerLink, and you need not register again. If you need electronic access to subscribed journals or bookseries, please contact the SpringerLink helpdesk:

In the Americas: **springerlink-ny@springer.com**

Outside the Americas: **springerlink@springer.com**

 <sup>1</sup> 填写注册信息表，设置您的个人账户用户名和密码。然后点击“注册 (Register)”按钮。

.....

 <sup>2</sup> 您将会看到一个注册已完成的提示页面，以及您的 MetaPress 账号 (MetaPress ID number)。并且，您将会收到一封系统发给您的电邮，以确认注册。

.....

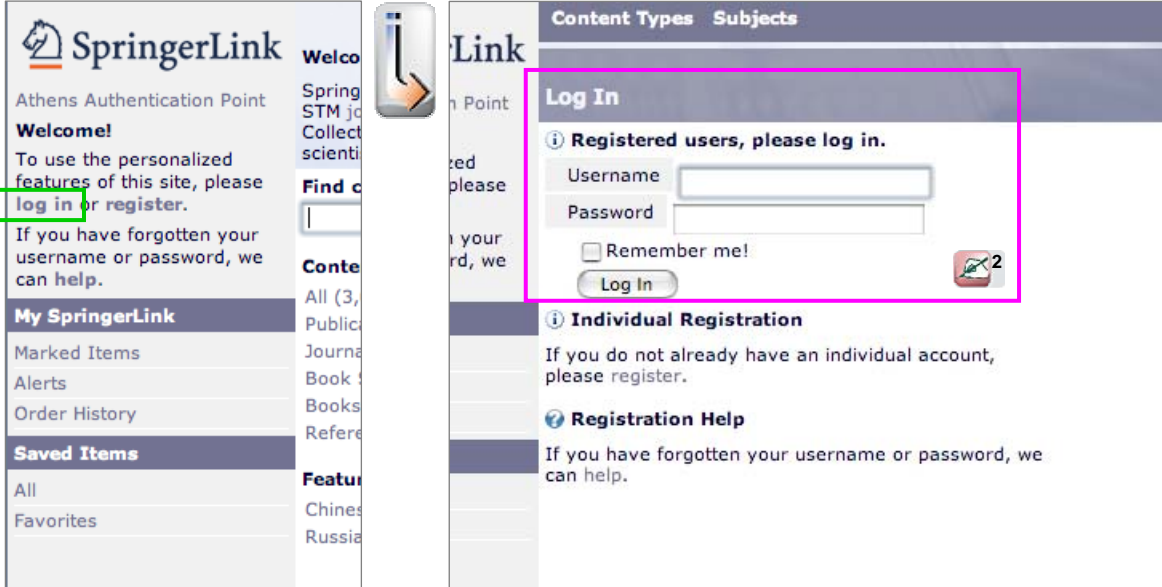
[返回目录页](#)


## 2.2 登录


您可以通过以下方式之一登录系统:

- 通过IP地址自动识别登录（系统将自动识别您所使用的电脑的IP地址，如果在已获授权的团体机构的IP地址范围之内，即可直接登录系统）

尚未获得授权的用户可以以访客的身份登录系统，免费查阅资源的目录信息和大部分文献的文摘。



 <sup>1</sup> 已获授权的个人用户需要输入用户名和密码，以登录系统：  
单击“登录(Log In)”链接，打开系统登录界面。

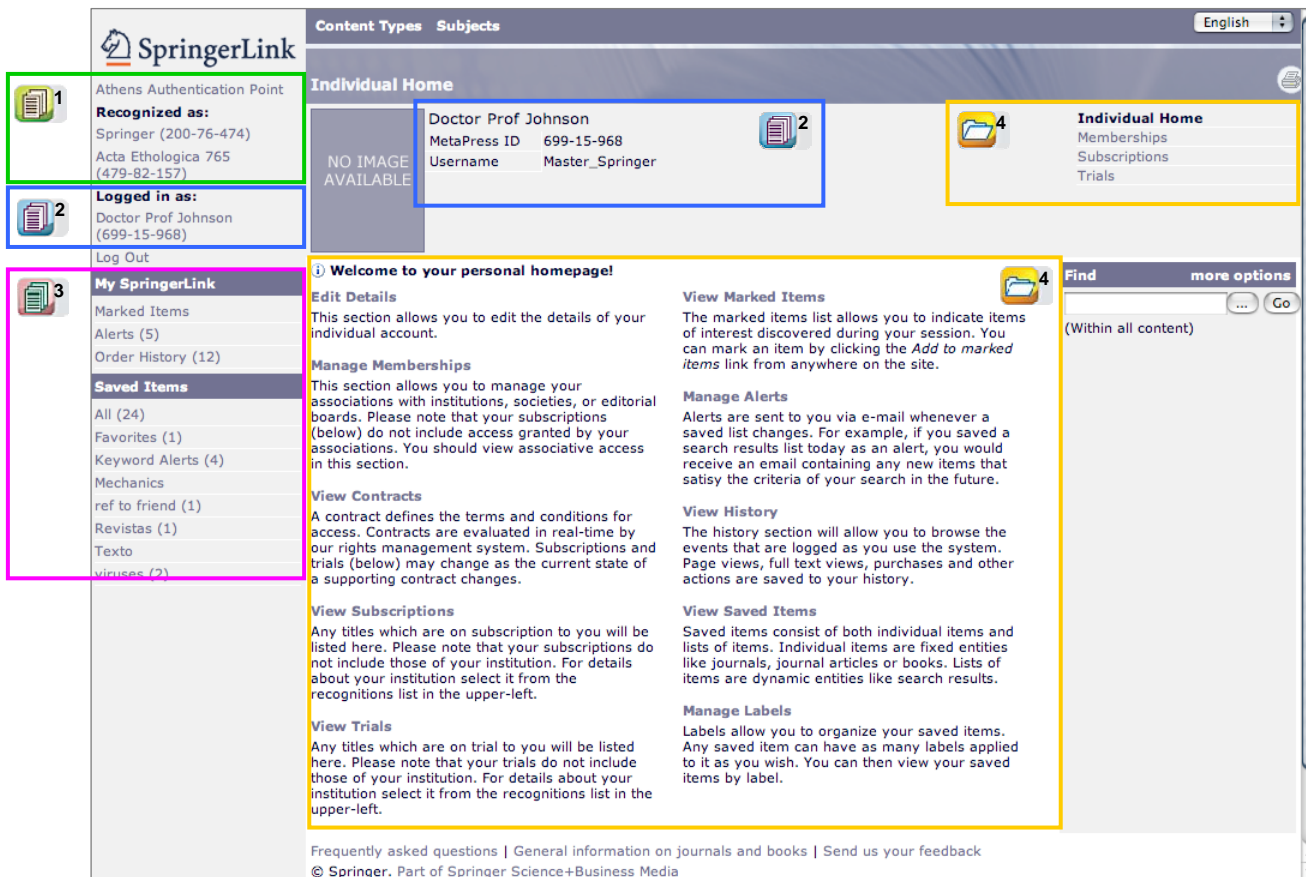
.....  
 <sup>2</sup> 只需输入您的用户名和密码，点击“登录(Log In)”按钮，即可。  
.....



## 2.2 登录 – 个性化功能主页

登录之后，即进入个性化功能主页。

您可以查看或编辑您的个人详细信息，开始使用系统的各项功能。



The screenshot shows the SpringerLink 'Individual Home' page. It features a top navigation bar with 'Content Types' and 'Subjects' tabs, and a language dropdown set to 'English'. The main content area is titled 'Individual Home' and includes a 'Recognized as' section (1) identifying the user as 'Athens Authentication Point' and 'Springer (200-76-474)'. A 'Logged in as' section (2) shows the user as 'Doctor Prof Johnson (699-15-968)'. A central profile box (2) displays 'Doctor Prof Johnson' with 'MetaPress ID 699-15-968' and 'Username Master\_Springer'. A right-hand menu (4) lists 'Individual Home' options: 'Memberships', 'Subscriptions', and 'Trials'. A left-hand sidebar (3) lists 'My SpringerLink' options: 'Marked Items', 'Alerts (5)', 'Order History (12)', 'Saved Items' (with sub-items like 'All (24)', 'Favorites (1)', etc.), and 'View Contracts'. The main content area contains several informational sections: 'Welcome to your personal homepage!', 'Edit Details', 'Manage Memberships', 'View Contracts', 'View Subscriptions', 'View Trials', 'View Marked Items', 'Manage Alerts', 'View History', and 'View Saved Items'. A search bar (4) is located on the right side.

1 您所在的机构和您的MetaPress号码。

2 您的个人账户信息。


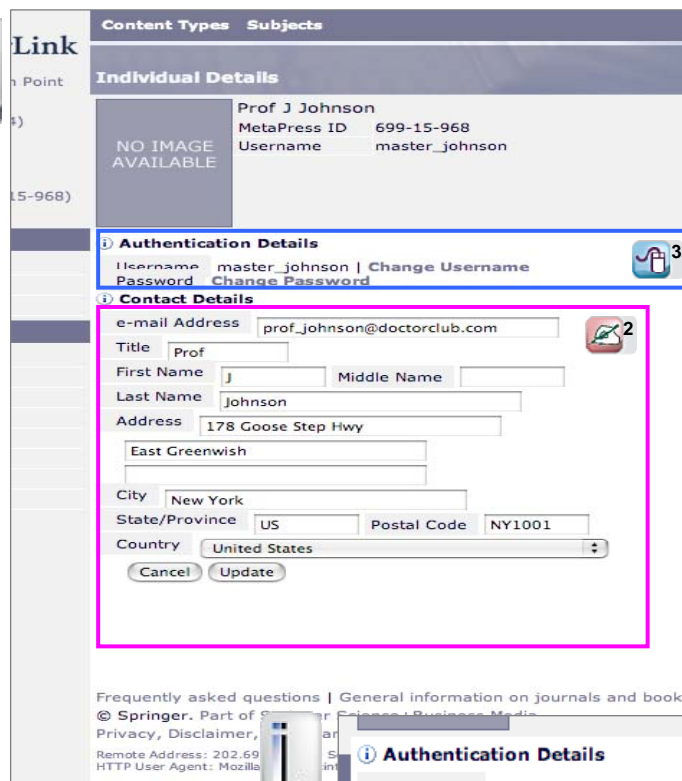
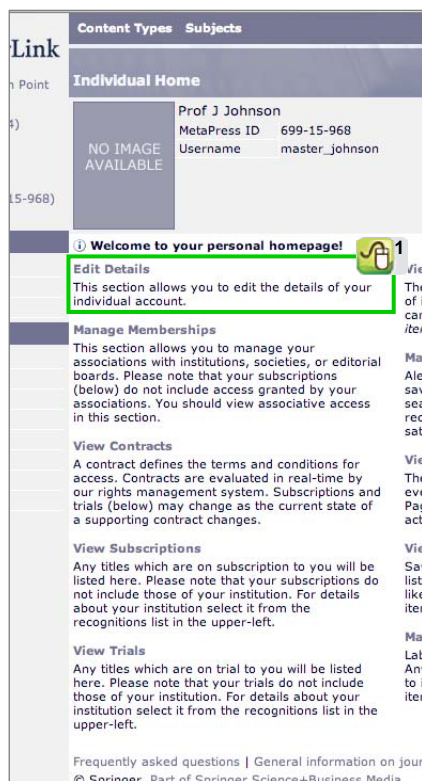
3 登录之后，利用我的SpringerLink(My SpringerLink)个性化服务功能，您可以随时创建、更新或取消您的个人设置。

4 您的详细个人账户信息和在系统中的当前状态。

返回目录页


## 2.3 修改个人账户信息

在个性化功能主页，您可以修改您的个人信息和用户名、密码。




 单击“修改个人账户信息(Edit Details)”链接，进入个人信息界面。

.....

 在此处更改您的个人账户信息。单击“更新(Update)”按钮，您将看到系统给出的确认信息。


.....


 单击“更改用户名(Change Username)”或“更改密码(Change Password)”链接，可以修改您的个人账户用户名或密码。

## 3.0 主页、4.0 浏览


您可以通过以下方式浏览资源：


- 内容类型(Content Type)
- 特色数据库(Featured Library)
- 学科(Subject)


 单击选择浏览不同种类的数据库资源。

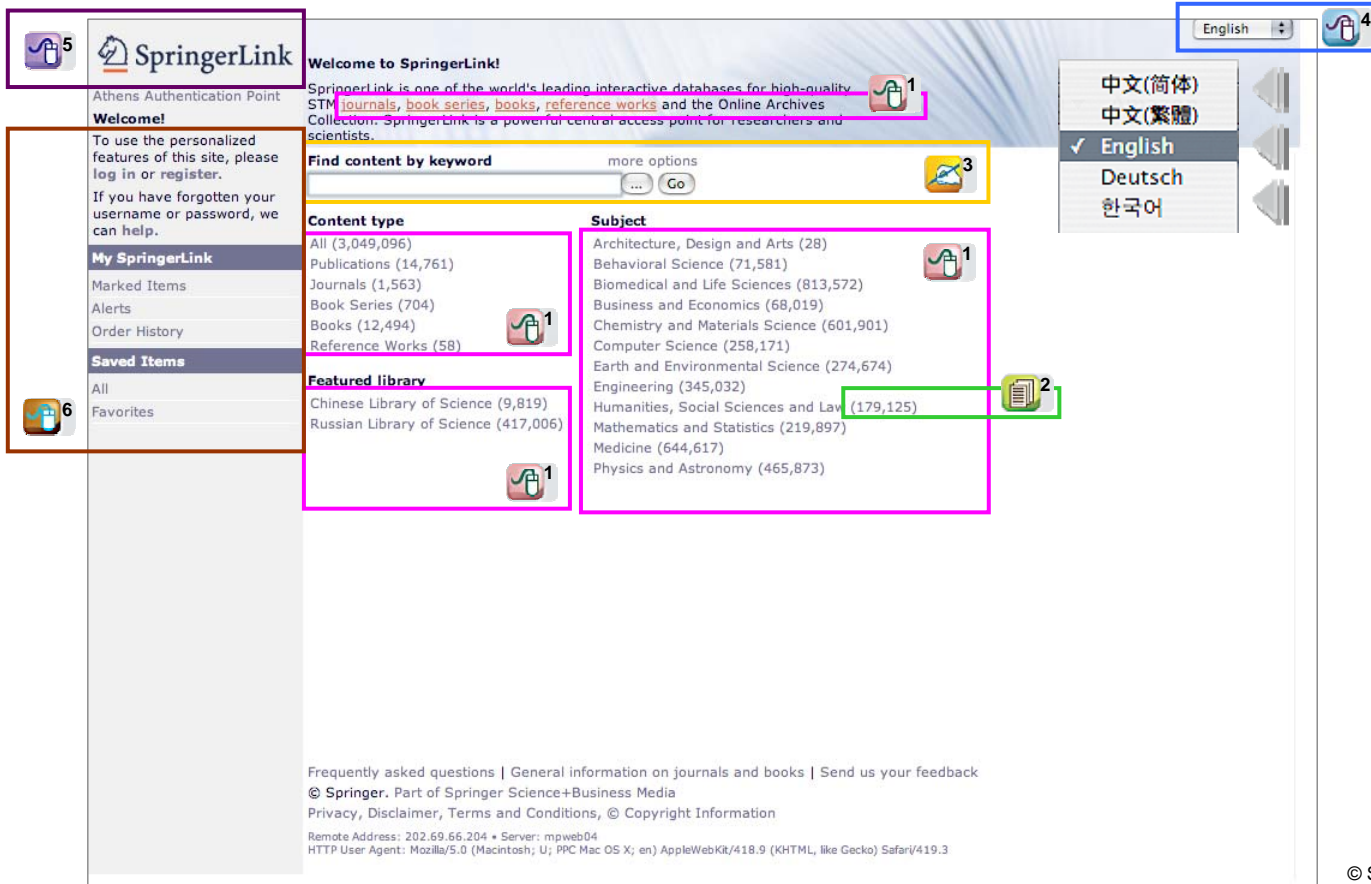
 此处显示检索系统中不同种类资源的数量。

 输入关键词，开始检索。

 选择一种界面语言。

 进入SpringerLink主页。

 个性化功能。



The screenshot shows the SpringerLink homepage with several callouts:

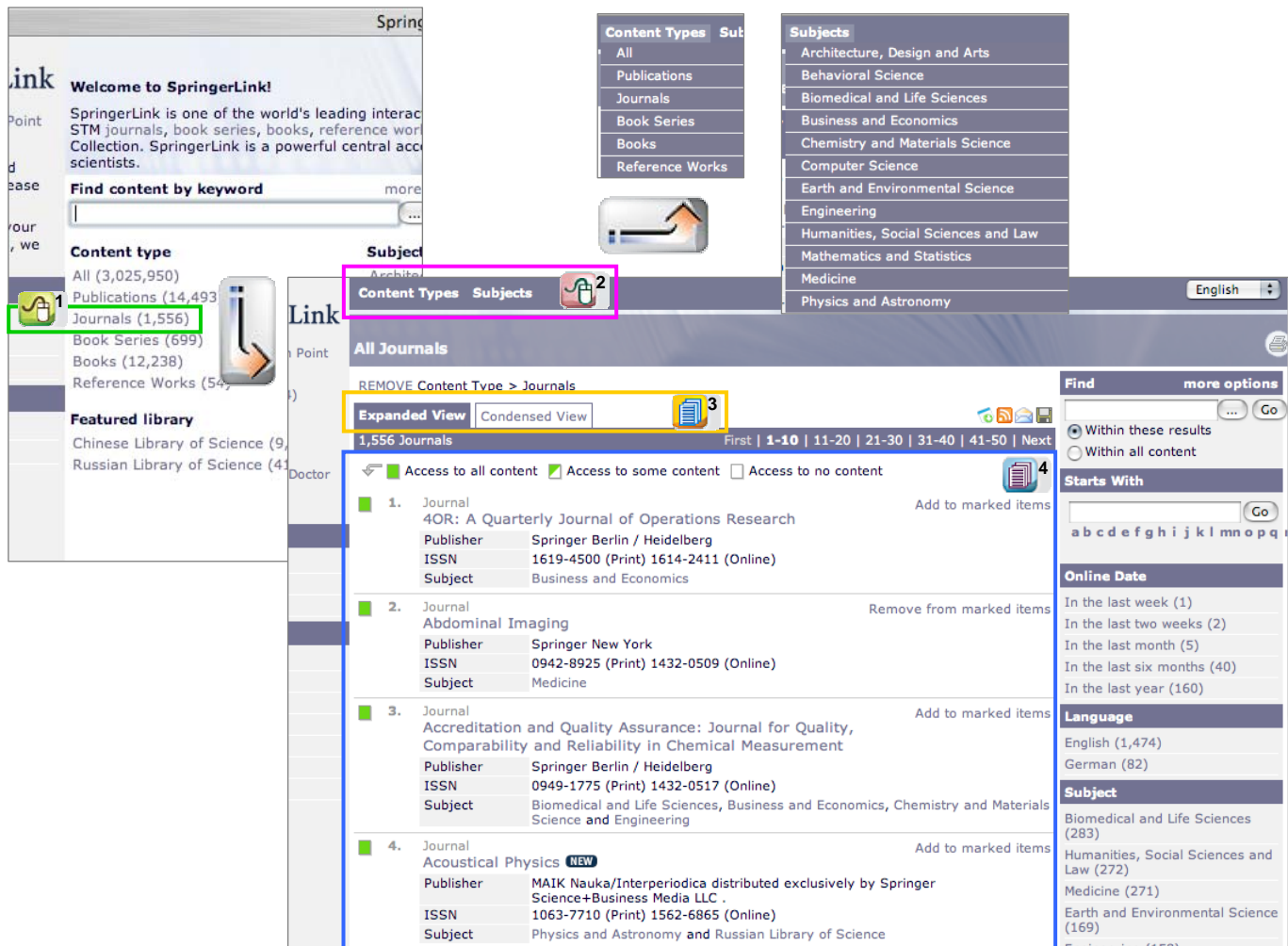
- 1**: Points to the welcome message and the introductory text: "Springerlink is one of the world's leading interactive databases for high-quality STM journals, book series, books, reference works and the Online Archives Collection. SpringerLink is a powerful central access point for researchers and scientists."
- 2**: Points to the "Content type" and "Subject" sections, which list various categories and their item counts. For example, "All" has 3,049,096 items, and "Humanities, Social Sciences and Law" has 179,125 items.
- 3**: Points to the "Find content by keyword" search bar.
- 4**: Points to the language selection menu, which includes options for Chinese (Simplified), Chinese (Traditional), English (selected), Deutsch, and 한국어.
- 5**: Points to the SpringerLink logo and the "Welcome!" message.
- 6**: Points to the "My SpringerLink" sidebar, which includes links for "Marked Items", "Alerts", "Order History", "Saved Items", and "Favorites".

返回目录页




## 4.1 浏览 – 期刊


单击“期刊(Journals)”链接，可以浏览SpringerLink中的所有期刊。




The screenshot shows the SpringerLink interface. On the left, the 'Content type' list includes 'Journals (1,556)'. A pink box highlights the 'Journals' link, with callout 1. A dropdown menu for 'Content Types' is open, with 'Journals' selected and callout 2. The main content area shows 'All Journals' with a list of journals. The 'Expanded View' button is highlighted with callout 3. The 'Access to all content' checkbox is highlighted with callout 4.


Journal	Publisher	ISSN	Subject
1. Journal 4OR: A Quarterly Journal of Operations Research	Springer Berlin / Heidelberg	1619-4500 (Print) 1614-2411 (Online)	Business and Economics
2. Journal Abdominal Imaging	Springer New York	0942-8925 (Print) 1432-0509 (Online)	Medicine
3. Journal Accreditation and Quality Assurance: Journal for Quality, Comparability and Reliability in Chemical Measurement	Springer Berlin / Heidelberg	0949-1775 (Print) 1432-0517 (Online)	Biomedical and Life Sciences, Business and Economics, Chemistry and Materials Science and Engineering
4. Journal Acoustical Physics <b>NEW</b>	MAIK Nauka/Interperiodica distributed exclusively by Springer Science+Business Media LLC	1063-7710 (Print) 1562-6865 (Online)	Physics and Astronomy and Russian Library of Science

 1 单击“期刊 (Journals)”链接，浏览所有期刊。

 2 单击“内容类型 (Content Types)”或“学科 (Subjects)”链接，开启下拉菜单，开始新的浏览。

 3 系统提供2种检索结果显示方式：

- “详细信息列表 (Expanded View)”提供更多相关信息；
- “简要信息列表 (Condensed View)”提供更简略的信息。

 4 期刊题名顺列表


返回目录页


## 4.1 浏览 – 期刊


在“详细信息列表(Expanded View)”页面，可以看到更详细的期刊题录信息。





Journal Title	Publisher	ISSN (Print)	ISSN (Online)	Subject
4OR: A Quarterly Journal of Operations Research	Springer Berlin / Heidelberg	1619-4500	1614-2411	Business and Economics
Abdominal Imaging <b>NEW</b>	Springer New York	0942-8925	1432-0509	Medicine
Accreditation and Quality Assurance: Journal for Quality, Comparability and Reliability in Chemical Measurement	Springer Berlin / Heidelberg	0949-1775	1432-0517	Biomedical and Life Sciences, Business and Economics, Chemistry and Materials Science and Engineering
Acoustical Physics <b>NEW</b>	MAIK Nauka/Interperiodica distributed exclusively by Springer Science+Business Media LLC	1063-7710	1562-6865	Physics and Astronomy and Russian Library of Science

 1 检索到的期刊总数。


 2 返回到上一层类目 (如, 所有内容类型的字顺列表)。


 3 单击图标, 选择对应的操作:


 下载当前列表


 生成RSS代码


 Email当前列表

 收藏当前列表

 打印当前列表

 4 转到下一页。

 5 全文获取权限图标, 显示您所在的机构对该期刊文章的全文访问权限。


 6 单击查看该期刊的题录信息和所有刊次。

返回目录页



## 4.1 浏览 – 期刊






您可以利用页面右边的导航栏，精检您的检索。



The screenshot shows a search results page with a sidebar for refining results. The sidebar is divided into several sections, each with a corresponding icon and a number indicating a step in the process:

- 1** **Starts With**: A text input field with a dropdown menu showing letters 'a' through 'q'. A 'Go' button is next to it.
- 2** **Online Date**: A list of time intervals with the number of results in parentheses:
  - In the last week (1)
  - In the last two weeks (3)
  - In the last month (6)
  - In the last six months (41)
  - In the last year (161)
- 3** **Language**: A list of languages with the number of results in parentheses:
  - English (1,475)
  - German (82)
- 4** **Subject**: A list of subject categories with the number of results in parentheses:
  - Biomedical and Life Sciences (284)
  - Medicine (272)
  - Humanities, Social Sciences and Law (272)
  - Engineering (168)
  - Earth and Environmental Science (150)
  - Mathematics and Statistics (145)
  - Chemistry and Materials Science (139)
  - Computer Science (131)
  - Russian Library of Science (115)
  - Physics and Astronomy (115)
- 5** **Publication**: A list of publication titles with the number of results in parentheses:
  - Environmental Geology (1)
  - Pediatric Radiology (1)
  - Astrophysics (1)

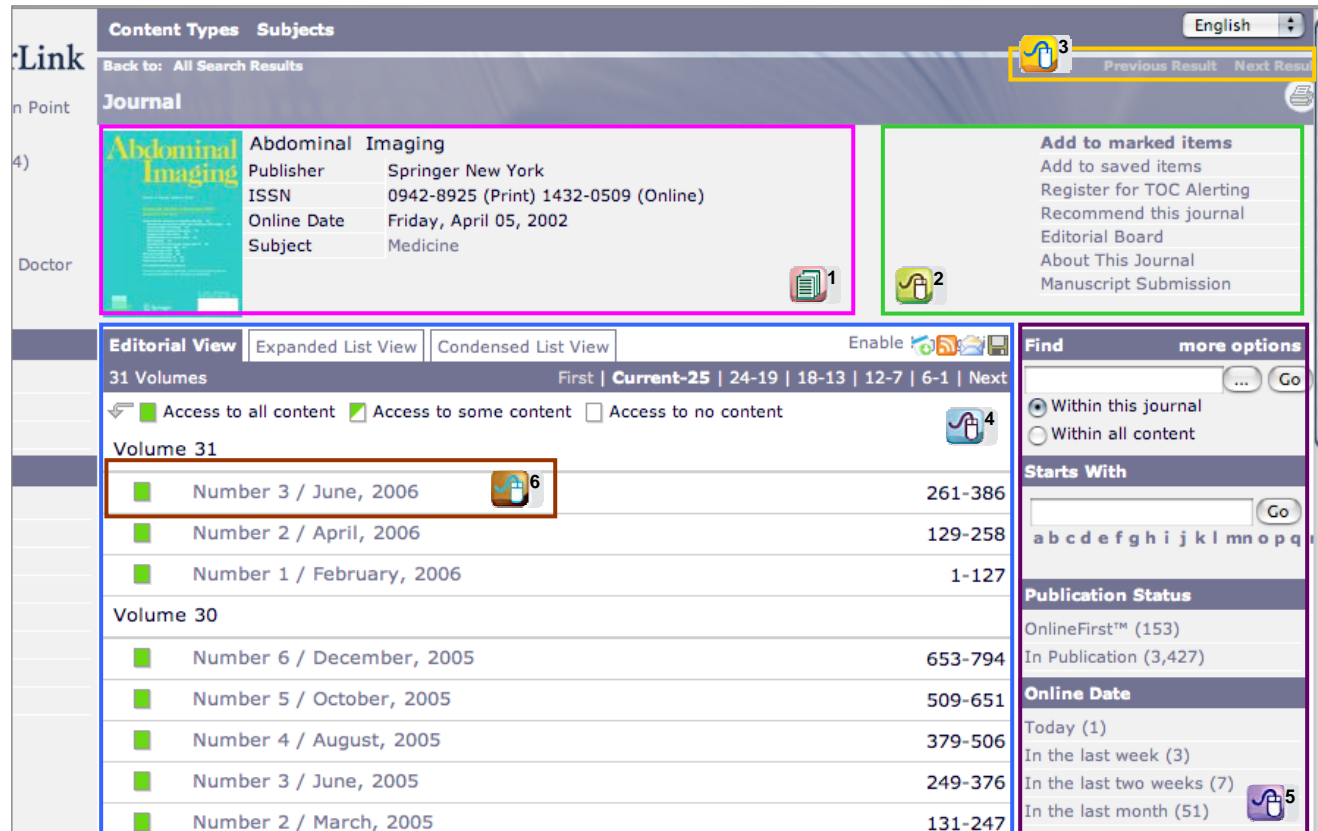
在页面左边所列的浏览或检索所得结果中进一步检索：

-  输入字母、字符，然后点击“开始(Go)”按钮，或直接点击字母，即可浏览题名以该字母、字符为起始部分的期刊文章。
-  查阅当前结果中不同入库时间 (Online Date) 的文章。
-  查阅当前结果中不同语种(language)的文章。
-  按不同学科(Subject)，浏览当前结果中的文章。
-  按不同出版物 (Publication) 或文章出处，浏览当前结果中的文章。


[返回目录页](#)

## 4.1.1 显示期刊刊次

单击期刊刊名链接，将显示该期刊的所有刊次。



**Journal Details:**

	<b>Abdominal Imaging</b> Publisher: Springer New York ISSN: 0942-8925 (Print) 1432-0509 (Online) Online Date: Friday, April 05, 2002 Subject: Medicine
---	--

**Volume List:**


Volume	Issue	Page Range
31	Number 3 / June, 2006	261-386
31	Number 2 / April, 2006	129-258
31	Number 1 / February, 2006	1-127
30	Number 6 / December, 2005	653-794
30	Number 5 / October, 2005	509-651
30	Number 4 / August, 2005	379-506
30	Number 3 / June, 2005	249-376
30	Number 2 / March, 2005	131-247


**Publication Status:**


- OnlineFirst™ (153)
- In Publication (3,427)

**Online Date:**


- Today (1)
- In the last week (3)
- In the last two weeks (7)
- In the last month (51)


 1 期刊的基本信息。

 2 在此您可以使用个性化功能，并且，获得期刊的相关出版信息。

 3 查阅前一种 / 后一种期刊。

 4 按“编辑信息 (Editorial View)” / “详细信息列表 (Expanded List)” / “简要信息列表 (Condensed List)” 显示该期刊的所有刊次。

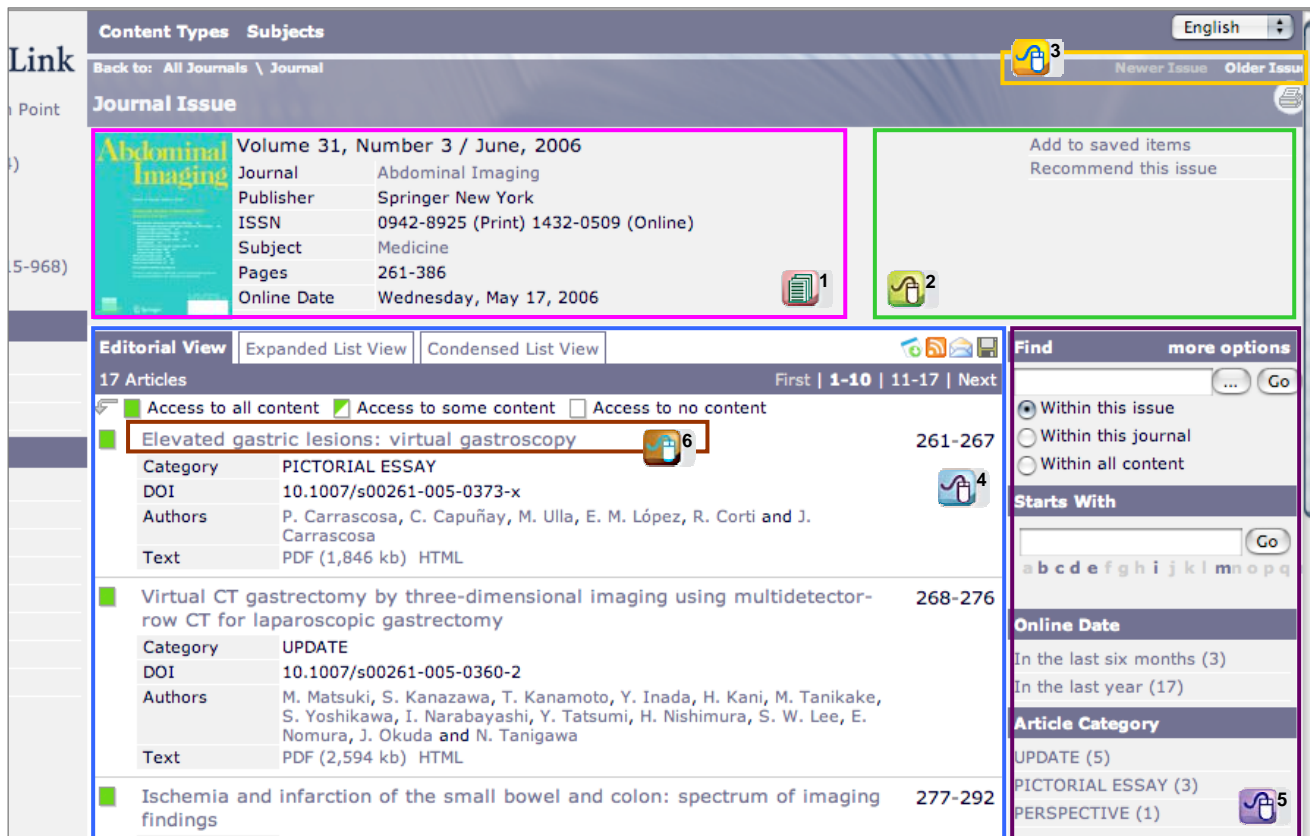
 5 导航条帮助您精检当前的检索。

 6 单击某一刊次链接，查阅该期刊该刊次的最新文章。

返回目录页

## 4.1.2 显示期刊目录

单击期刊的某一刊次链接，将显示该期刊该刊次的所有条目列表。



**Journal Issue**  
Abdominal Imaging Volume 31, Number 3 / June, 2006  
Journal: Abdominal Imaging  
Publisher: Springer New York  
ISSN: 0942-8925 (Print) 1432-0509 (Online)  
Subject: Medicine  
Pages: 261-386  
Online Date: Wednesday, May 17, 2006

**Editorial View** | Expanded List View | Condensed List View  
17 Articles | First | 1-10 | 11-17 | Next

Access to all content  Access to some content  Access to no content


<b>Elevated gastric lesions: virtual gastroscopy</b>	261-267
Category: PICTORIAL ESSAY DOI: 10.1007/s00261-005-0373-x Authors: P. Carrascosa, C. Capuñay, M. Ulla, E. M. López, R. Corti and J. Carrascosa Text: PDF (1,846 kb) HTML	
<b>Virtual CT gastrectomy by three-dimensional imaging using multidetector-row CT for laparoscopic gastrectomy</b>	268-276
Category: UPDATE DOI: 10.1007/s00261-005-0360-2 Authors: M. Matsuki, S. Kanazawa, T. Kanamoto, Y. Inada, H. Kani, M. Tanikake, S. Yoshikawa, I. Narabayashi, Y. Tatsumi, H. Nishimura, S. W. Lee, E. Nomura, J. Okuda and N. Tanigawa Text: PDF (2,594 kb) HTML	
<b>Ischemia and infarction of the small bowel and colon: spectrum of imaging findings</b>	277-292

**Find** more options  
Within this issue (selected)  
Within this journal  
Within all content


**Starts With**  
a b c d e f g h i j k l m n o p q

**Online Date**  
In the last six months (3)  
In the last year (17)


**Article Category**  
UPDATE (5)  
PICTORIAL ESSAY (3)  
PERSPECTIVE (1)


 1 期刊刊次的基本信息。

 2 使用个性化功能。

 3 查阅期刊的前一刊次或后一刊次。

 4 按“编辑信息 (Editorial View)” / “详细信息列表 (Expanded List)” / “简要信息列表 (Condensed List)” 显示该期刊该刊次中的所有条目。


 5 导航条帮助您精简当前的检索。

 6 单击某一目录链接，查阅该期刊该刊次该条目所对应的文章。

返回目录页

## 4.1.3 显示期刊文章

单击某一文章的题录条目，将显示这篇文章的相关信息和内容。



The screenshot shows the SpringerLink interface for a journal article. The article title is "Elevated gastric lesions: virtual gastroscopy" from the journal "Abdominal Imaging". The page includes a metadata table, author information, abstract, keywords, and references. Numbered callouts (1-6) highlight specific features: 1. Metadata table; 2. Personalization options; 3. Navigation links; 4. Author information; 5. Abstract text; 6. Keywords.

Journal	Abdominal Imaging
Publisher	Springer New York
ISSN	0942-8925 (Print) 1432-0509 (Online)
Subject	Medicine
Issue	Volume 31, Number 3 / June, 2006
Category	PICTORIAL ESSAY
DOI	10.1007/s00261-005-0373-x
Pages	261-267
Online Date	Tuesday, November 29, 2005

**Published online:** 28 November 2005


**Abstract** With the development of multidetector computed tomography and the improvement in the capabilities of workstations, the use of high-quality three-dimensional reconstructions and virtual images can be applied to organs other than the colon such as the stomach. As a noninvasive technique, virtual gastroscopy represents an alternative to conventional endoscopy for the detection of elevated lesions. Findings of this technique are illustrated.

**Keywords** Multidetector computed tomography - Virtual endoscopy - Three-dimensional computed tomography - Computer-assisted diagnosis - Stomach

**References**

- Fenlon HM, Nunes DP, Schroy PC III, et al. A comparison of Virtual and conventional colonoscopy for the detection of colorectal polyps. N Engl J Med 1999;341:1496-1503


 1 期刊文章的基本信息。

 2 使用个性化功能。

 3 查阅前一篇或后一篇文章。

 4 该文章作者的信息。

 5 该文章的文摘。

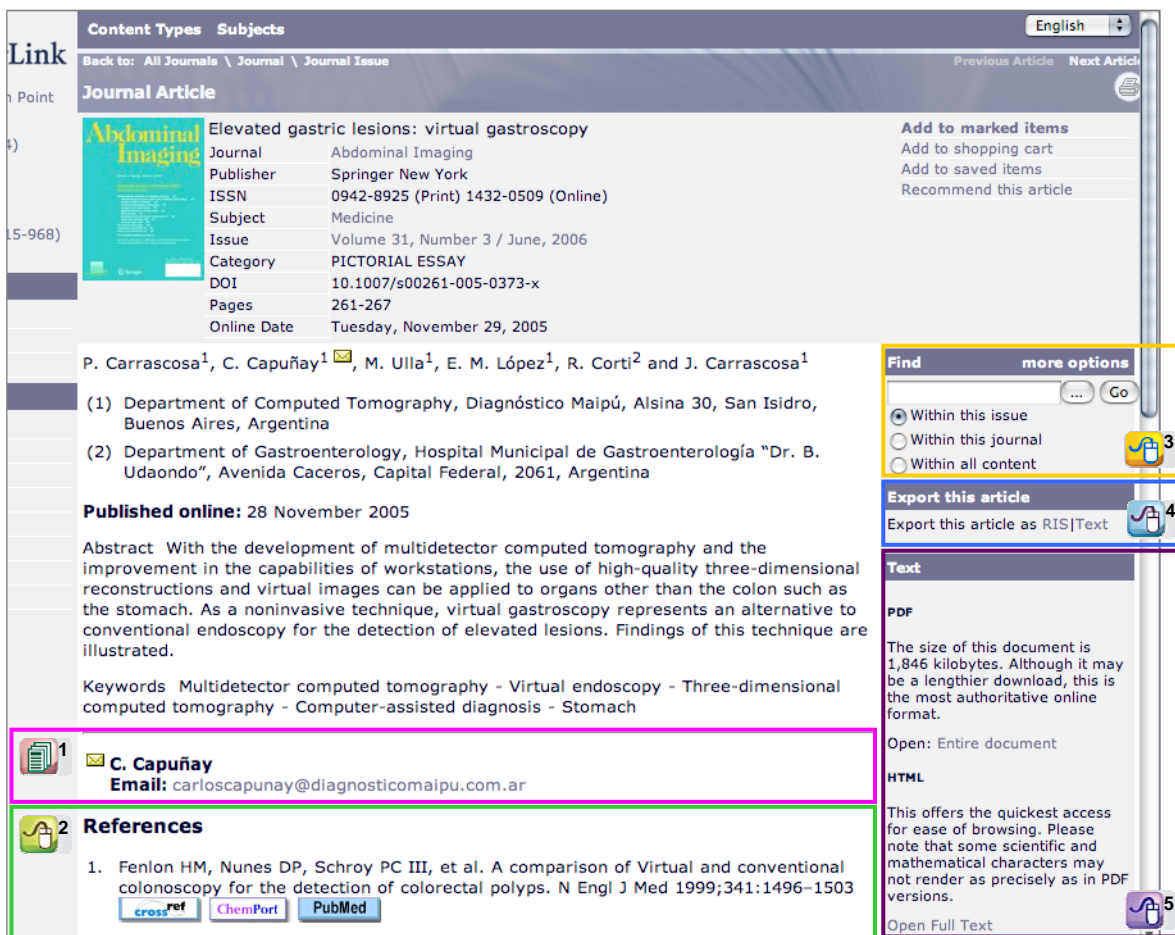
 6 该文章的关键词。

返回目录页




## 4.1.3 显示期刊文章

单击某一文章的题录条目，将显示这篇文章的相关信息和内容。





The screenshot shows the SpringerLink interface for a journal article. The article title is "Elevated gastric lesions: virtual gastroscopy" from the journal "Abdominal Imaging". The authors listed are P. Carrascosa<sup>1</sup>, C. Capuñay<sup>1</sup>, M. Ulla<sup>1</sup>, E. M. López<sup>1</sup>, R. Corti<sup>2</sup> and J. Carrascosa<sup>1</sup>. The article is categorized as a "PICTORIAL ESSAY" and was published online on November 29, 2005. The abstract discusses the use of multidetector computed tomography for virtual gastroscopy. The page includes a "References" section with one entry from Fenlon et al. (1999). On the right side, there are options to "Find" the article (with radio buttons for "Within this issue", "Within this journal", or "Within all content"), "Export this article" (as RIS or Text), and "Open Full Text" (in PDF or HTML format). A sidebar on the left contains navigation links like "Home", "Journal", and "Journal Issue".


 1 该文章作者的联系方式

 2 参考文献列表和链接，如：

CrossRef链接。

 3 多种检索功能的选择 (详情请参考5.0 检索)。

 4 以RIS格式或文本格式输出文章的书目信息。

 5 查阅全文 (详情请参考 4.1.4 显示全文)。

返回目录页



## 4.1.4 显示期刊文章全文

单击“整篇文章(Entire Document)” / “打开全文(Open Full Text)”链接，即可查阅PDF或HTML格式的期刊文章全文。

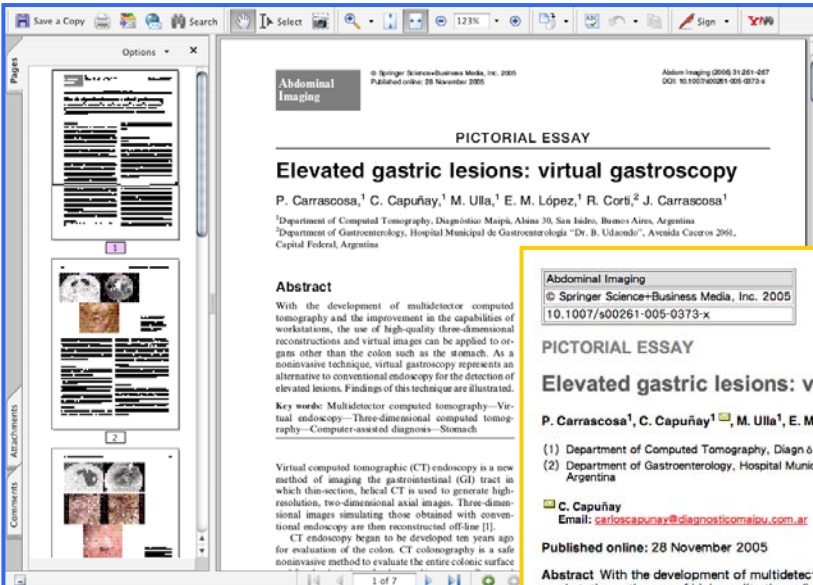
 <sup>1</sup> PDF格式全文:

**Text**

**PDF**

The size of this document is 1,846 kilobytes. Although it may be a lengthier download, this is the most authoritative online format.

Open: Entire document 



Abdominal Imaging

© Springer Science+Business Media, Inc. 2005  
Published online: 28 November 2005

Abdominal Imaging (2005) 31:261–267  
DOI: 10.1007/s00261-005-0373-x

PICTORIAL ESSAY

### Elevated gastric lesions: virtual gastroscopy

P. Carrascosa,<sup>1</sup> C. Capuñay,<sup>1</sup> M. Ulla,<sup>1</sup> E. M. López,<sup>1</sup> R. Corti,<sup>2</sup> J. Carrascosa<sup>1</sup>

<sup>1</sup>Department of Computed Tomography, Diagnóstico Maipú, Alasia 30, San Isidro, Buenos Aires, Argentina  
<sup>2</sup>Department of Gastroenterology, Hospital Municipal de Gastroenterología “Dr. B. Udaondo”, Avenida Caceros 2061, Capital Federal, Argentina

**Abstract**

With the development of multidetector computed tomography and the improvement in the capabilities of workstations, the use of high-quality three-dimensional reconstructions and virtual images can be applied to organs other than the colon such as the stomach. As a noninvasive technique, virtual gastroscopy represents an alternative to conventional endoscopy for the detection of elevated lesions. Findings of this technique are illustrated.


**Key words:** Multidetector computed tomography—Virtual endoscopy—Three-dimensional computed tomography—Computer-assisted diagnosis—Stomach

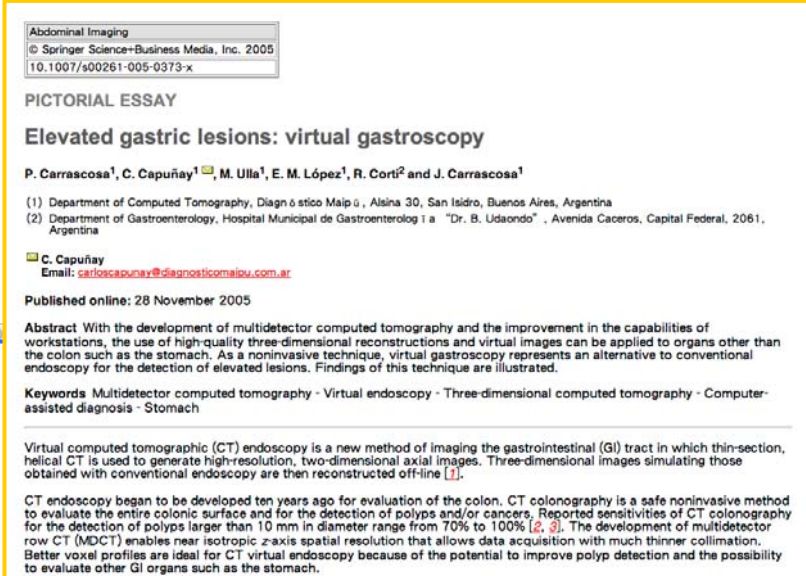
Virtual computed tomographic (CT) endoscopy is a new method of imaging the gastrointestinal (GI) tract in which thin-section, helical CT is used to generate high-resolution, two-dimensional axial images. Three-dimensional images simulating those obtained with conventional endoscopy are then reconstructed off-line [1]. CT endoscopy began to be developed ten years ago for evaluation of the colon. CT colonography is a safe noninvasive method to evaluate the entire colonic surface

 <sup>2</sup> HTML格式全文:

**HTML**

This offers the quickest access for ease of browsing. Please note that some scientific and mathematical characters may not render as precisely as in PDF versions.

Open Full Text 



Abdominal Imaging

© Springer Science+Business Media, Inc. 2005  
10.1007/s00261-005-0373-x

PICTORIAL ESSAY

### Elevated gastric lesions: virtual gastroscopy

P. Carrascosa<sup>1</sup>, C. Capuñay<sup>1</sup>, M. Ulla<sup>1</sup>, E. M. López<sup>1</sup>, R. Corti<sup>2</sup> and J. Carrascosa<sup>1</sup>

(1) Department of Computed Tomography, Diagnóstico Maipú, Alasia 30, San Isidro, Buenos Aires, Argentina  
(2) Department of Gastroenterology, Hospital Municipal de Gastroenterología “Dr. B. Udaondo”, Avenida Caceros, Capital Federal, 2061, Argentina

**C. Capuñay**  
Email: carloscapuñay@diagnosticoimaiqu.com.ar

Published online: 28 November 2005

**Abstract** With the development of multidetector computed tomography and the improvement in the capabilities of workstations, the use of high-quality three-dimensional reconstructions and virtual images can be applied to organs other than the colon such as the stomach. As a noninvasive technique, virtual gastroscopy represents an alternative to conventional endoscopy for the detection of elevated lesions. Findings of this technique are illustrated.

**Keywords** Multidetector computed tomography · Virtual endoscopy · Three-dimensional computed tomography · Computer-assisted diagnosis · Stomach

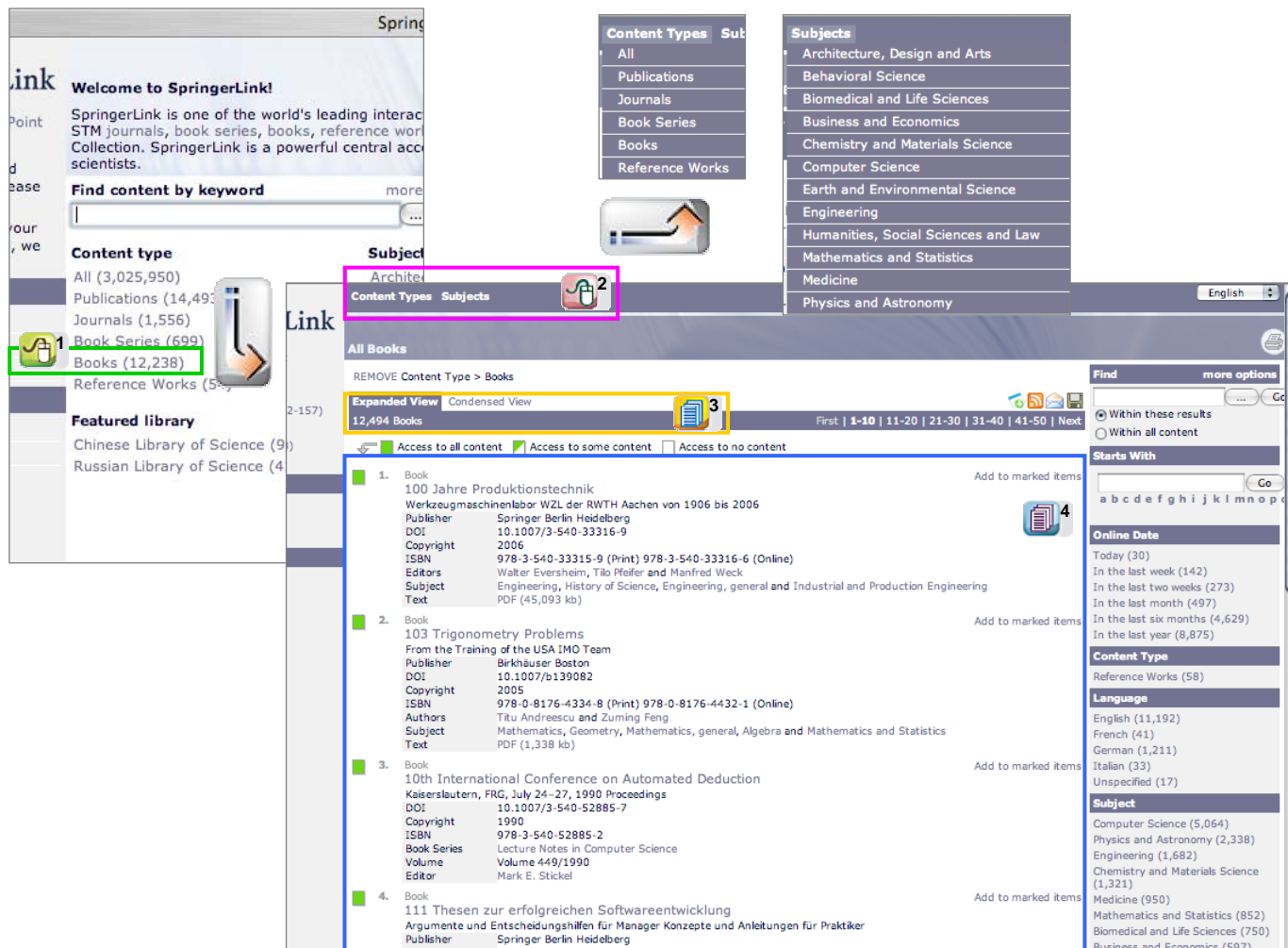
Virtual computed tomographic (CT) endoscopy is a new method of imaging the gastrointestinal (GI) tract in which thin-section, helical CT is used to generate high-resolution, two-dimensional axial images. Three-dimensional images simulating those obtained with conventional endoscopy are then reconstructed off-line [1].

CT endoscopy began to be developed ten years ago for evaluation of the colon. CT colonography is a safe noninvasive method to evaluate the entire colonic surface and for the detection of polyps and/or cancers. Reported sensitivities of CT colonography for the detection of polyps larger than 10 mm in diameter range from 70% to 100% [2, 3]. The development of multidetector row CT (MDCT) enables near isotropic z-axis spatial resolution that allows data acquisition with much thinner collimation. Better voxel profiles are ideal for CT virtual endoscopy because of the potential to improve polyp detection and the possibility to evaluate other GI organs such as the stomach.

返回目录页

## 4.2 浏览 – 图书

单击“图书(Books)”链接，即可浏览SpringerLink检索系统中所有的电子图书。



The screenshot shows the SpringerLink homepage. On the left, there's a navigation menu with 'Books (12,238)' highlighted. In the center, there's a search bar and a 'Find content by keyword' section. On the right, there's a 'Content Types' menu with 'Books' selected, and a 'Subjects' menu. Below the search bar, there's a list of books with details like title, publisher, DOI, and ISBN. Annotations 1-4 point to specific elements: 1. 'Books' link in the Content Types menu; 2. 'Content Types' and 'Subjects' tabs; 3. 'Expanded View' button; 4. 'Add to marked items' button.

1 单击“图书(Books)”链接，浏览所有图书。

2 单击“内容类型(Content Types)”或学科“(Subjects)”链接，开始新的浏览

3 系统提供2种检索结果的显示方式：


- 详细信息列表
- 简要信息列表


4 按题名字顺浏览所有电子图书。


返回目录页


## 4.2 浏览 – 图书

当“详细信息列表(Expanded View)”页面，可以看到图书的更详细的题录信息。

 1 检索到的图书总数


 2 返回到上一层类目  
(如，所有内容类型资源的  
字顺列表)。


 3 单击图标，选择对  
应的操作：


 下载当前列表


 生成RSS代码


 Email当前列表

 保存当前列表

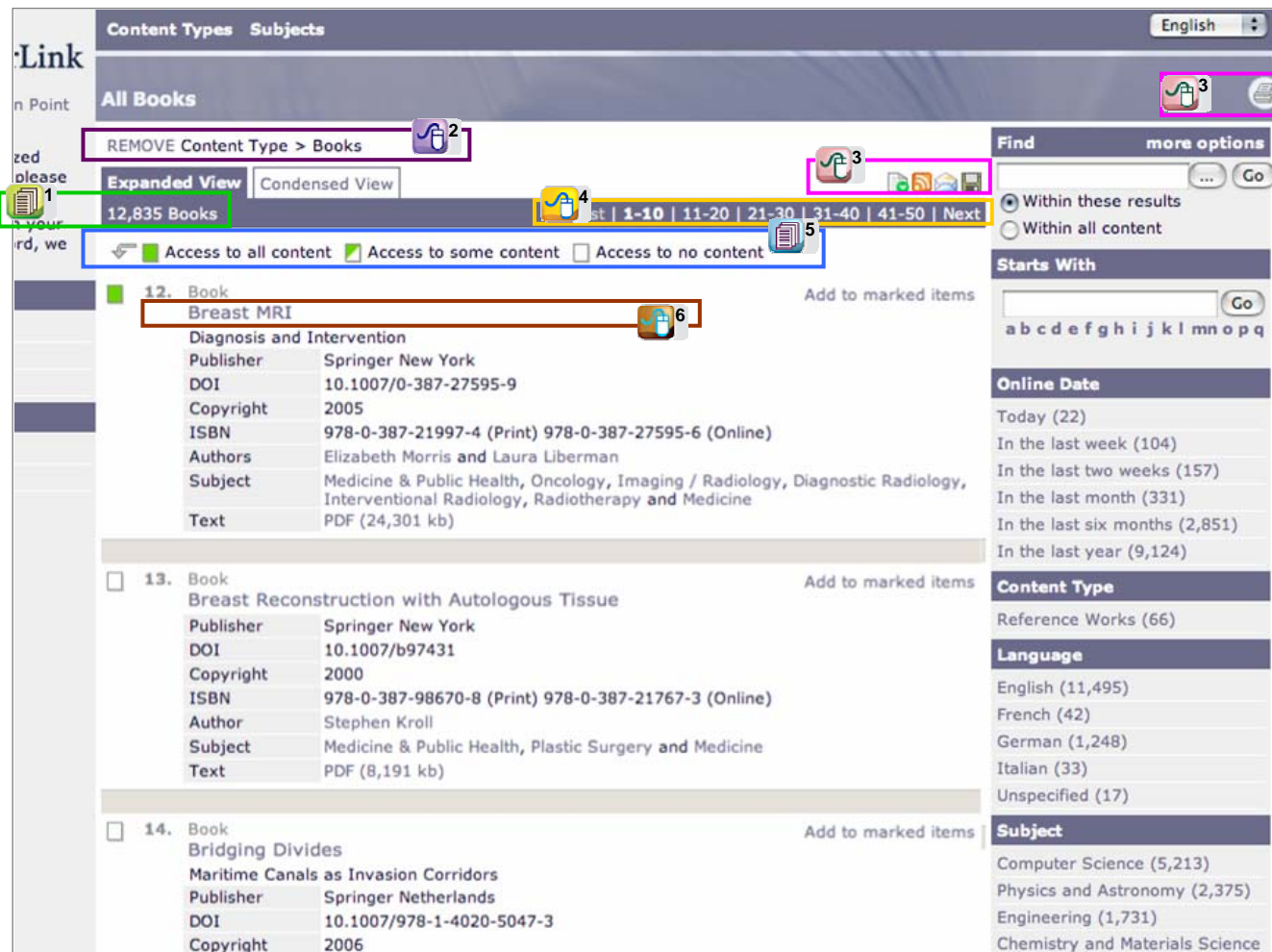
 打印当前列表

 4 转到下一页。

 5 全文获取权限图标，  
显示您所在的机构对文章  
全文的访问权限

 6 单击打开该电子书  
及其所有章节。

返回目录页



Content Types Subjects English

All Books

REMOVE Content Type > Books

Expanded View Condensed View

12,835 Books

Access to all content Access to some content Access to no content

12. Book Add to marked items

**Breast MRI**

Diagnosis and Intervention

Publisher Springer New York

DOI 10.1007/0-387-27595-9

Copyright 2005

ISBN 978-0-387-21997-4 (Print) 978-0-387-27595-6 (Online)

Authors Elizabeth Morris and Laura Liberman

Subject Medicine & Public Health, Oncology, Imaging / Radiology, Diagnostic Radiology, Interventional Radiology, Radiotherapy and Medicine

Text PDF (24,301 kb)

13. Book Add to marked items

Breast Reconstruction with Autologous Tissue

Publisher Springer New York

DOI 10.1007/b97431

Copyright 2000

ISBN 978-0-387-98670-8 (Print) 978-0-387-21767-3 (Online)

Author Stephen Kroll

Subject Medicine & Public Health, Plastic Surgery and Medicine

Text PDF (8,191 kb)

14. Book Add to marked items

Bridging Divides

Maritime Canals as Invasion Corridors

Publisher Springer Netherlands

DOI 10.1007/978-1-4020-5047-3

Copyright 2006

Find more options

Within these results

Within all content

Starts With

Online Date

Today (22)

In the last week (104)

In the last two weeks (157)

In the last month (331)

In the last six months (2,851)

In the last year (9,124)

Content Type

Reference Works (66)

Language

English (11,495)

French (42)

German (1,248)

Italian (33)

Unspecified (17)

Subject

Computer Science (5,213)

Physics and Astronomy (2,375)

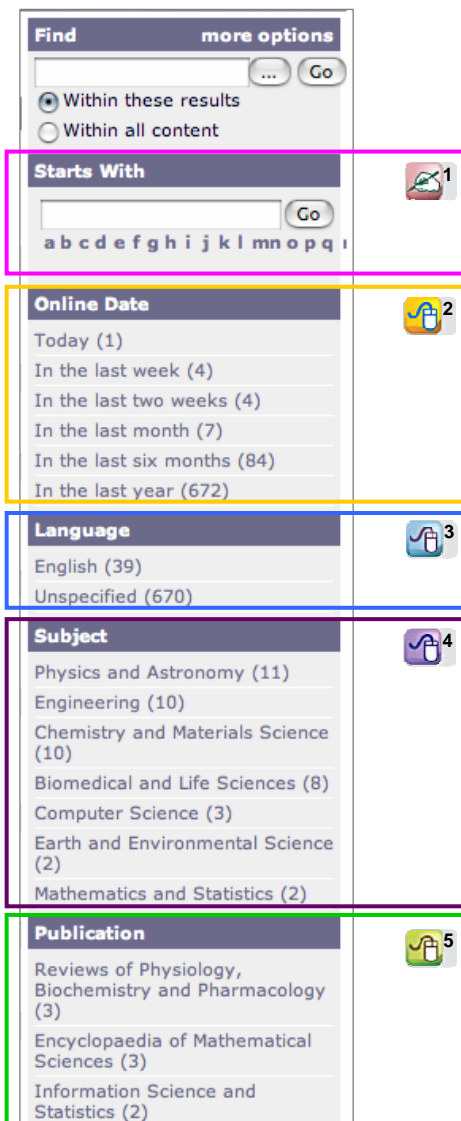
Engineering (1,731)

Chemistry and Materials Science



## 4.2 浏览 – 图书






您可以利用页面右边的导航栏，进一步精检当前的检索。



The screenshot shows a search results navigation sidebar with the following sections:

- Find** (more options): Includes a search input field and a "Go" button. Below it are radio buttons for "Within these results" (selected) and "Within all content".
- Starts With**: A dropdown menu for filtering results by their starting letter, with a "Go" button. A pink box highlights this section with a callout '1'.
- Online Date**: A list of time-based filters with counts: Today (1), In the last week (4), In the last two weeks (4), In the last month (7), In the last six months (84), and In the last year (672). A yellow box highlights this section with a callout '2'.
- Language**: A list of language filters with counts: English (39) and Unspecified (670). A blue box highlights this section with a callout '3'.
- Subject**: A list of subject categories with counts: Physics and Astronomy (11), Engineering (10), Chemistry and Materials Science (10), Biomedical and Life Sciences (8), Computer Science (3), Earth and Environmental Science (2), and Mathematics and Statistics (2). A purple box highlights this section with a callout '4'.
- Publication**: A list of publication types with counts: Reviews of Physiology, Biochemistry and Pharmacology (3), Encyclopaedia of Mathematical Sciences (3), and Information Science and Statistics (2). A green box highlights this section with a callout '5'.

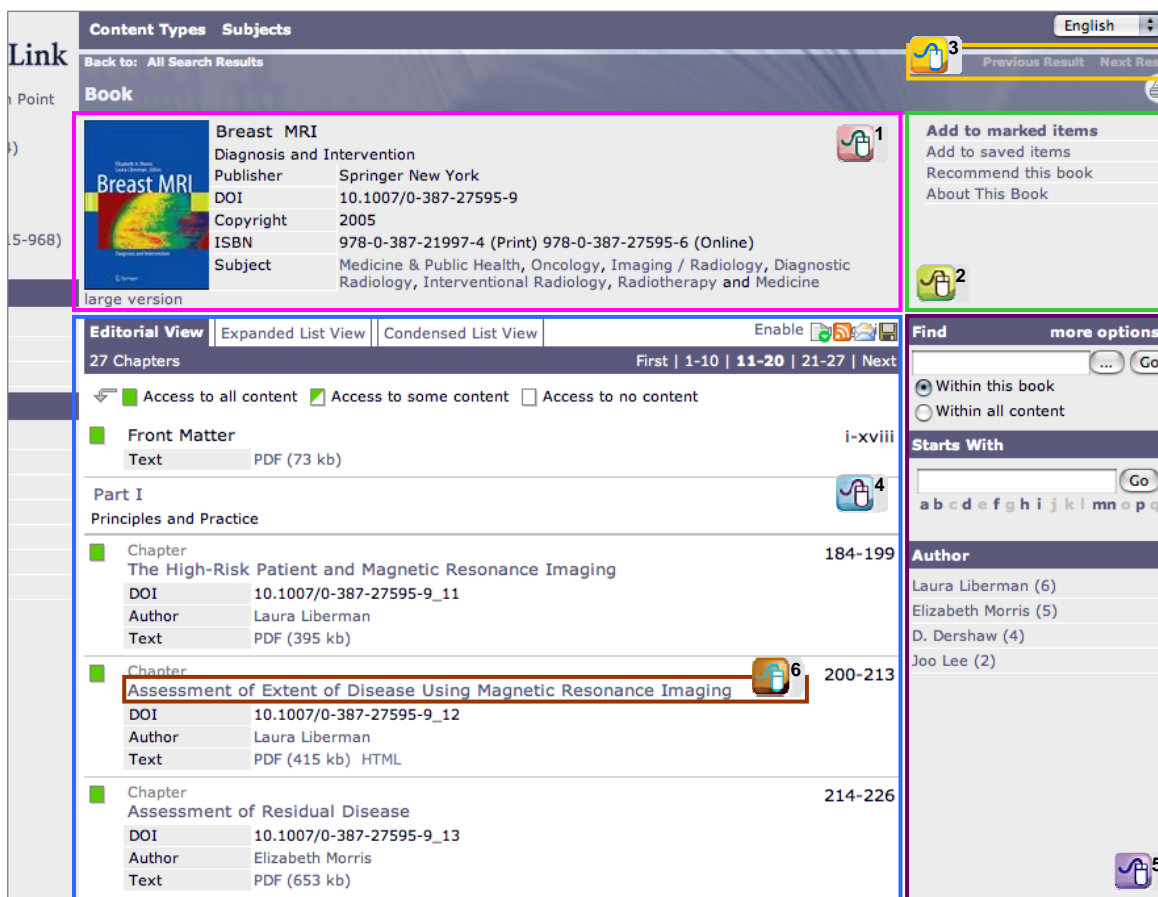
在页面左边所列的浏览或检索所得结果中进一步检索：

-  输入字母、字符，然后点击“开始(Go)”按钮，或直接点击字母、字符，即可浏览题名以该字母、字符为起始部分的图书。
-  查阅当前结果中不同入库时间 (Online Date)的图书。
-  查阅当前结果中不同语种(language)的图书。
-  按不同学科(Subject)，浏览当前结果中的图书。
-  按不同出版物 (Publication)或出处，浏览当前结果中的图书。

[返回目录页](#)


## 4.2.1 显示图书章节


单击检索结果列表中图书题名，您将可以看到“按章节”显示的图书。




The screenshot displays the SpringerLink interface for the book "Breast MRI". The top navigation bar includes "Content Types" and "Subjects" tabs, a language dropdown set to "English", and navigation buttons for "Previous Result" and "Next Result". The main content area is divided into several sections:


- Book Information:** Displays the book title "Breast MRI", publisher "Springer New York", DOI "10.1007/0-387-27595-9", copyright "2005", ISBN "978-0-387-21997-4 (Print) 978-0-387-27595-6 (Online)", and subject "Medicine & Public Health, Oncology, Imaging / Radiology, Diagnostic Radiology, Interventional Radiology, Radiotherapy and Medicine".
- Editorial View:** Shows a list of 27 chapters. The chapter "Assessment of Extent of Disease Using Magnetic Resonance Imaging" is highlighted with a red box and a magnifying glass icon (6).
- Find:** A search box with "more options" and radio buttons for "Within this book" and "Within all content".
- Starts With:** A search box for the start of a chapter.
- Author:** Lists authors: Laura Liberman (6), Elizabeth Morris (5), D. Dershaw (4), and Joo Lee (2).

 1 图书的基本信息。

 2 使用个性化功能，获得该图书的其它信息。

 3 前一条或后一条结果（图书）。

 4 按“编辑信息 (Editorial View)” / “详细信息列表(Expanded List)” / “简要信息列表 (Condensed List)” 显示该图书的所有章节。

 5 导航条帮助您精简当前的检索。


 6 单击查阅该章节。


返回目录页




## 4.2.1 显示图书章节


单击图书的某一章节，您将可以看到该章节的相关信息和内容。


 1 该章节的基本信息。


 2 个性化功能。


 3 作者信息。


 4 文摘。

 5 作者联系方式。

 6 参考文献列表和链接，如：  
CrossRef链接。

 7 多种检索功能(详情请见 [5.0 检索](#))。

 8 以RIS格式或文本文档格式  
输出书目信息。

 9 查阅全文(详情请参见[4.2.2 显  
示全文](#))。



The screenshot displays the SpringerLink interface for a book chapter. The page is titled "Book Chapter" and shows the following details:

- Book Chapter:** Assessment of Extent of Disease Using Magnetic Resonance Imaging
- Book:** Breast MRI
- Publisher:** Springer New York
- DOI:** 10.1007/0-387-27595-9
- Copyright:** 2005
- ISBN:** 978-0-387-21997-4 (Print) 978-0-387-27595-6 (Online)
- Subject:** Medicine & Public Health, Oncology, Imaging / Radiology, Diagnostic Radiology, Interventional Radiology, Radiotherapy and Medicine
- Part:** Part I
- DOI:** 10.1007/0-387-27595-9\_12
- Pages:** 200-213

Additional information includes the author "Elizabeth A. Morris and Laura Liberman" and a contact email "Özgür Özsen" with the address "(3) Breast Imaging Section, Department of Radiology, Memorial Sloan-Kettering Cancer Center, NY".

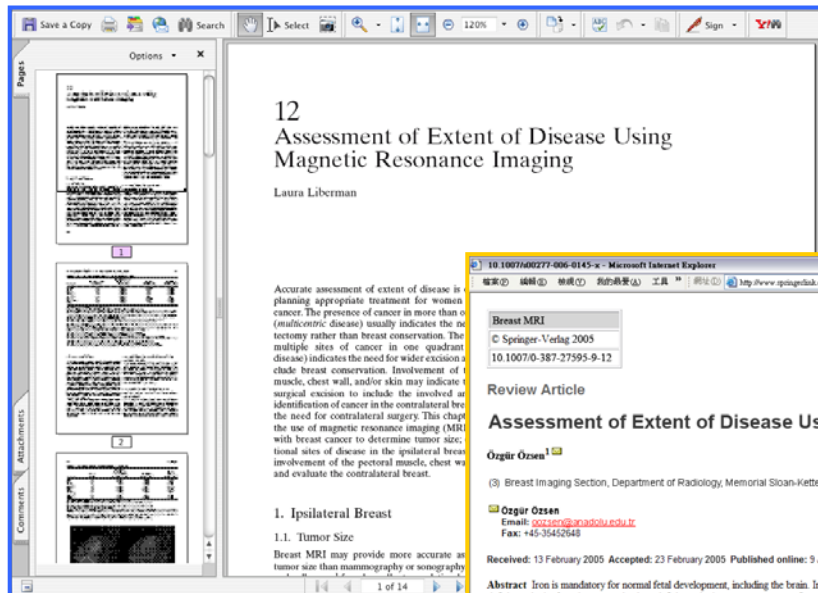
The interface also features a sidebar with navigation options like "My SpringerLink", "Marked Items", and "Saved Items". A search box and "more options" menu are visible on the right side of the chapter details.

返回目录页

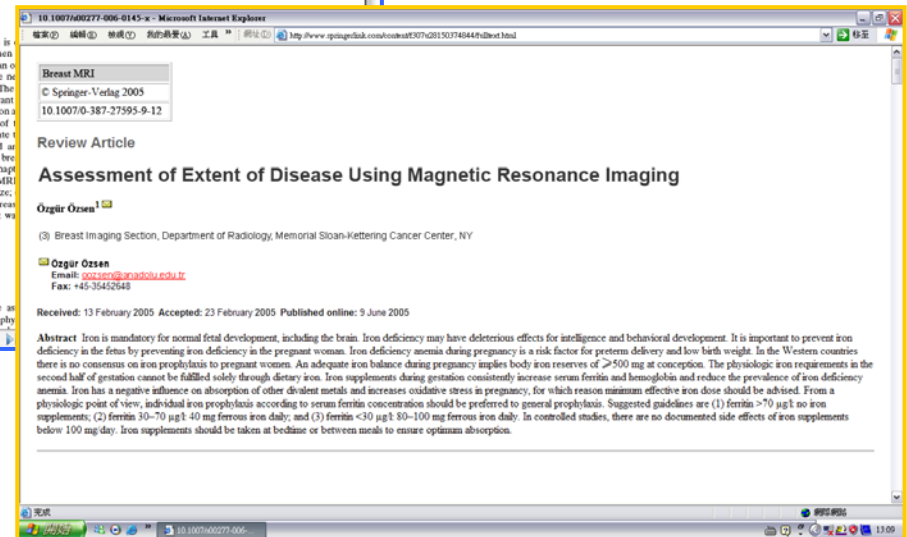
## 4.2.2 显示图书全文

单击“整篇文献(Entire Document)” / “打开全文(Open Full Text)”链接，即可查阅PDF或HTML格式的图书全文。


 PDF格式的全文:



 HTML格式的全文:




**Text**

**PDF**  1

The size of this document is 522 kilobytes. Although it may be a lengthier download, this is the most authoritative online format.

Open: Entire document

**HTML**  2


This offers the quickest access for ease of browsing. Please note that some scientific and mathematical characters may not render as precisely as in PDF versions.

Open Full Text

返回目录页

## 4.3 辅助读物

SpringerLink还提供图片摘要(graphical abstract)、图表(chart & graph)、图片文献(pictorial essay)和视频文献(video)等等辅助读物。

 PDF格式的图片文献

 图片摘要

Content Types Subjects English

Journal Article

**Biosensors based on carbon nanotubes**

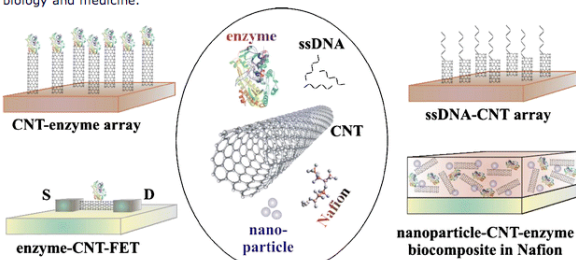
Journal Analytical and Bioanalytical Chemistry  
 Publisher Springer Berlin / Heidelberg  
 ISSN 1618-2642 (Print) 1618-2650 (Online)  
 Subject Biomedical and Life Sciences, Chemistry and Materials Science and Engineering  
 Issue Volume 385, Number 3 / June, 2006  
 Category Review  
 DOI 10.1007/s00216-006-0314-8  
 Pages 452-468  
 Online Date Tuesday, March 28, 2006

Kannan Balasubramanian<sup>1</sup> and Marko Burghard<sup>1</sup>

(1) Max-Planck-Institut für Festkörperforschung, Heisenbergstr. 1, 70569 Stuttgart, Germany

Received: 9 September 2005 Revised: 13 December 2005 Accepted: 11 January 2006 Published online: 28 March 2006

**Abstract** Carbon nanotubes (CNTs) exhibit a unique combination of excellent mechanical, electrical and electrochemical properties, which has stimulated increasing interest in the application of CNTs as components in (bio)sensors. This review highlights various design methodologies for CNT-based biosensors and their employment for the detection of a number of biomolecules. In addition, recent developments in the fields of CNT-based chemiresistors and chemically sensitive field-effect transistors are presented. After a critical discussion of the factors that currently limit the practical use of CNT-based biosensors, the review concludes with an outline of potential future applications for CNTs in biology and medicine.



**Keywords** Carbon nanotubes - Enzymatic biosensors - Electrochemical biosensors - Amperometric detection - DNA sensing - Chemiresistors

Find more options  
 Within this issue  
 Within this journal  
 Within all content

Export this article  
 Export this article as RIS|Text

Text

PDF  
 The size of this document is 818 kilobytes. Although it may be a lengthier download, this is the most authoritative online format.  
 Open: Entire document

HTML  
 This offers the quickest access for ease of browsing. Please note that some scientific and mathematical characters may not render as precisely as in PDF versions.  
 Open Full Text

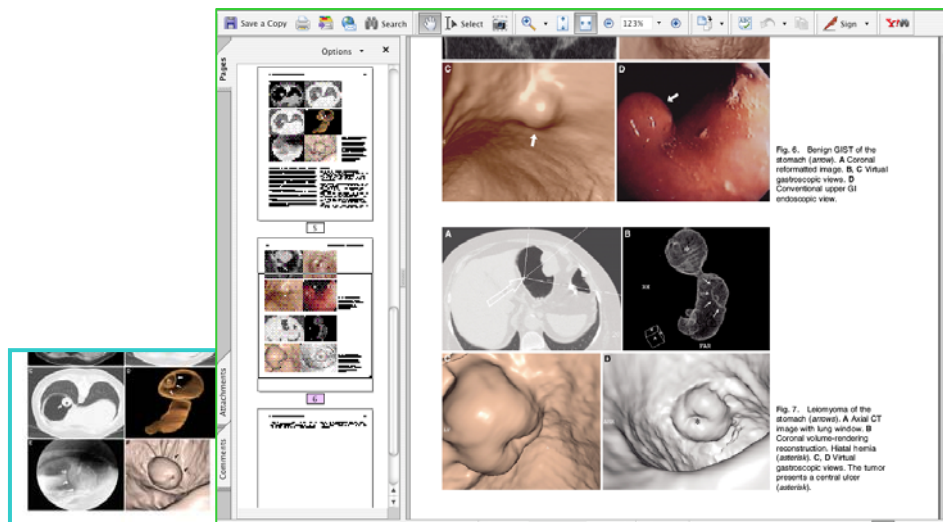



Figure 5 Low-grade GIST of the stomach (B, tissue window, C, Axial CT images with lung window, D Coronal volume-rendering reconstruction, E Image from a double-contrast barium study, F Virtual gastroscopic view.

Figure 6 Benign GIST of the stomach (arrow). A Coronal reformatted image. B, C Virtual gastroscopic views. D Conventional upper GI endoscopic view.

Figure 7 Leiomyoma of the stomach (arrows). A Axial CT image with lung window. B Coronal volume-rendering reconstruction. Head trauma (asterisks). C, D Virtual gastroscopic views. The tumor presents a central ulcer (asterisk).

Leiomyomas and leiomyosarcomas of the stomach are rare (Fig. 7).

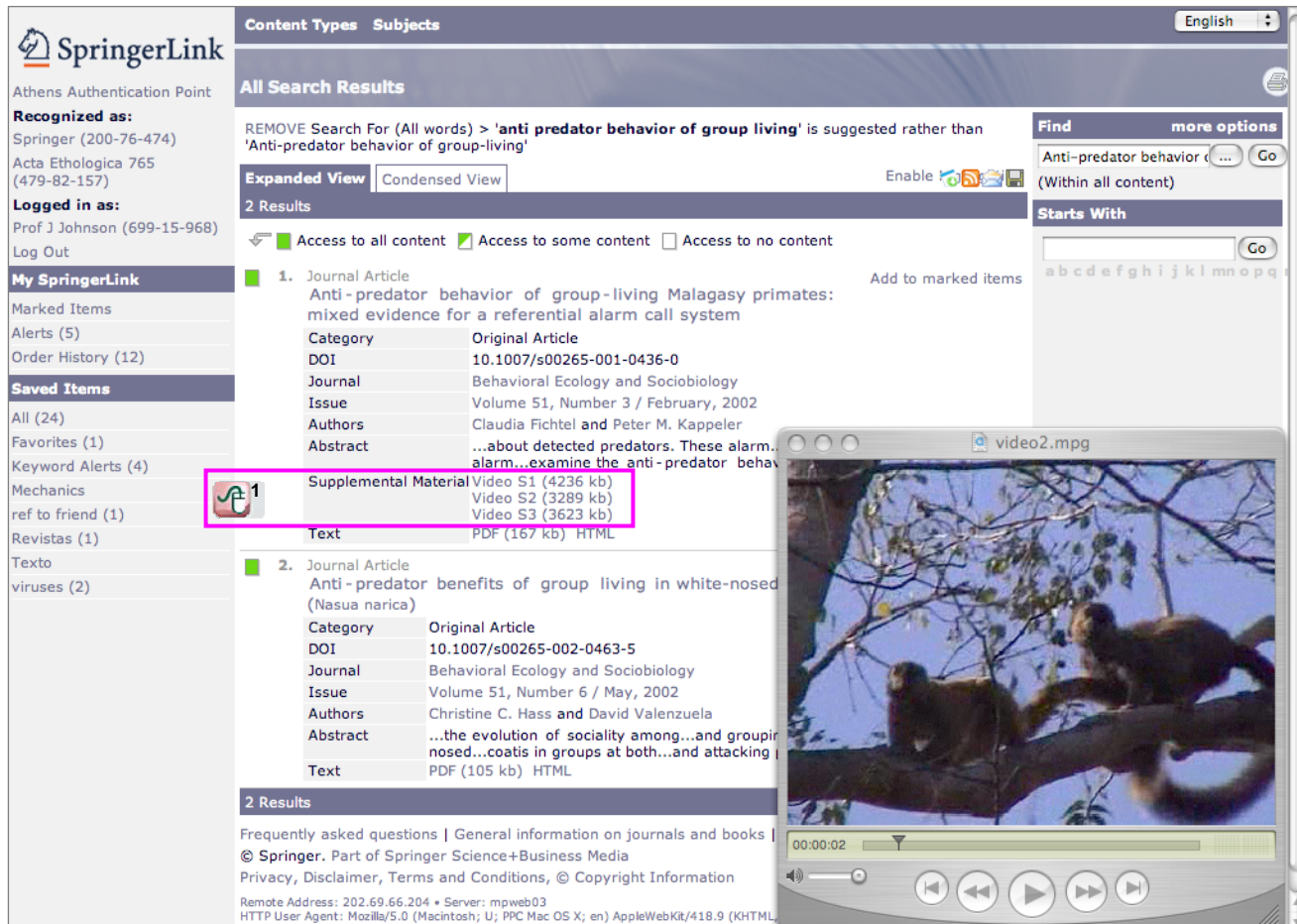
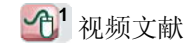
 HTML格式的图片文献

返回目录页



## 4.3 辅助资源

SpringerLink还提供图片摘要(graphical abstract)、图表(chart & graph)、图片文献(pictorial essay)和视频文献(video)等等辅助资源。



The screenshot displays the SpringerLink search results interface. The search query is "Anti-predator behavior of group-living". The results list two journal articles and supplemental materials. A video player window titled "video2.mpg" is overlaid on the bottom right, showing a video of monkeys in a tree. The video player includes a progress bar at 00:00:02 and standard playback controls.


**SpringerLink**  
Athens Authentication Point  
**Recognized as:**  
Springer (200-76-474)  
Acta Ethologica 765  
(479-82-157)  
**Logged in as:**  
Prof J Johnson (699-15-968)  
Log Out

**My SpringerLink**  
Marked Items  
Alerts (5)  
Order History (12)  
**Saved Items**  
All (24)  
Favorites (1)  
Keyword Alerts (4)  
Mechanics  
ref to friend (1)  
Revistas (1)  
Texto  
viruses (2)

**Content Types** **Subjects** English

**All Search Results**


REMOVE Search For (All words) > 'anti predator behavior of group living' is suggested rather than 'Anti-predator behavior of group-living'

**Expanded View** **Condensed View** Enable 

2 Results

Access to all content  Access to some content  Access to no content

1. Journal Article  
Anti-predator behavior of group-living Malagasy primates: mixed evidence for a referential alarm call system  
Category Original Article  
DOI 10.1007/s00265-001-0436-0  
Journal Behavioral Ecology and Sociobiology  
Issue Volume 51, Number 3 / February, 2002  
Authors Claudia Fichtel and Peter M. Kappeler  
Abstract ...about detected predators. These alarm... alarm...examine the anti-predator behav...

Supplemental Material  Video S1 (4236 kb)  
Video S2 (3289 kb)  
Video S3 (3623 kb)  
Text PDF (167 kb) HTML

2. Journal Article  
Anti-predator benefits of group living in white-nosed (Nasua narica)  
Category Original Article  
DOI 10.1007/s00265-002-0463-5  
Journal Behavioral Ecology and Sociobiology  
Issue Volume 51, Number 6 / May, 2002  
Authors Christine C. Hass and David Valenzuela  
Abstract ...the evolution of sociality among...and groupi... nosed...coatis in groups at both...and attacking i...  
Text PDF (105 kb) HTML

2 Results

Frequently asked questions | General information on journals and books |  
© Springer. Part of Springer Science+Business Media  
Privacy, Disclaimer, Terms and Conditions, © Copyright Information  
Remote Address: 202.69.66.204 • Server: mpweb03  
HTTP User Agent: Mozilla/5.0 (Macintosh; U; PPC Mac OS X; en) AppleWebKit/418.9 (KHTML

Find **more options**  
Anti-predator behavior (... Go  
(Within all content)

**Starts With**  
Go

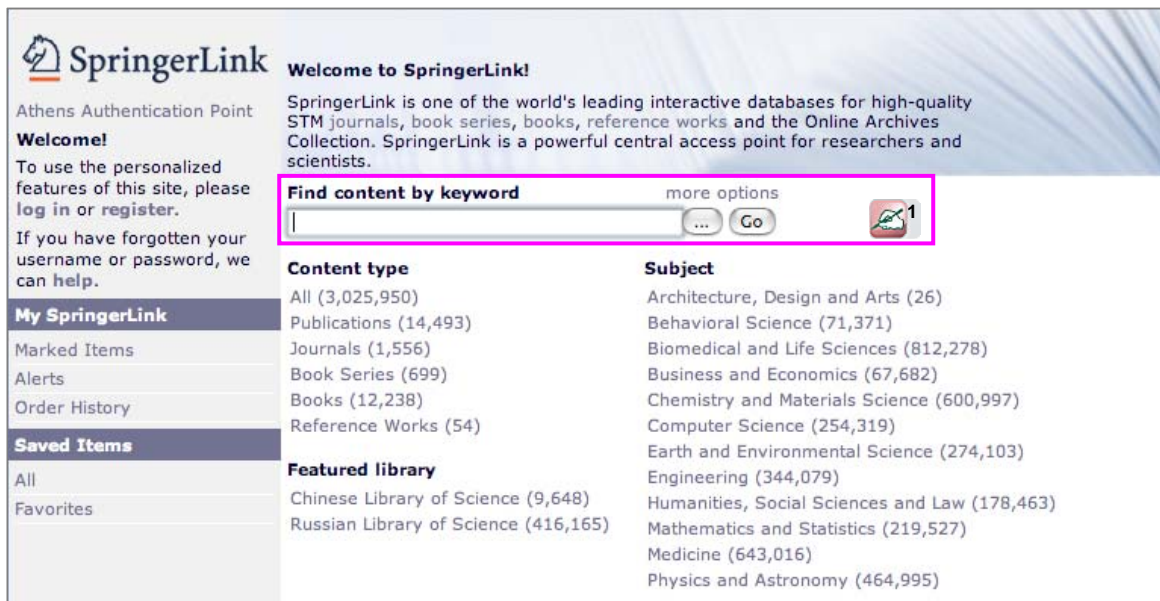
video2.mpg  
00:00:02

返回目录页



## 5.0 检索


利用SpringerLink数据库主界面右上部分的检索词输入框，可以输入关键词，进行检索。




**SpringerLink**  
Athens Authentication Point  
**Welcome!**  
To use the personalized features of this site, please [log in](#) or [register](#).  
If you have forgotten your username or password, we can help.

**My SpringerLink**  
Marked Items  
Alerts  
Order History  
**Saved Items**  
All  
Favorites


**Welcome to SpringerLink!**  
SpringerLink is one of the world's leading interactive databases for high-quality STM journals, book series, books, reference works and the Online Archives Collection. SpringerLink is a powerful central access point for researchers and scientists.

**Find content by keyword** more options  
[Search Box] [Go] 

Content type	Subject
All (3,025,950)	Architecture, Design and Arts (26)
Publications (14,493)	Behavioral Science (71,371)
Journals (1,556)	Biomedical and Life Sciences (812,278)
Book Series (699)	Business and Economics (67,682)
Books (12,238)	Chemistry and Materials Science (600,997)
Reference Works (54)	Computer Science (254,319)
	Earth and Environmental Science (274,103)
	Engineering (344,079)
	Humanities, Social Sciences and Law (178,463)
	Mathematics and Statistics (219,527)
	Medicine (643,016)
	Physics and Astronomy (464,995)

 1 在此处输入检索词，开始检索。

.....

 2 您也可以：在每个页面的“查找(Find Box)”输入框中，输入关键词，进行检索。

.....



**SpringerLink** English

**All Search Results**

REMOVE Search For (All words) > abdominal

Expanded View Condensed View Disable 

14,244 Results First | 1-10 | 11-20 | 21-30 | 31-40 | 41-50 | Next

Access to all content  Access to some content  Access to no content

1. Book Chapter  
**Abdominal Pain**

Add to marked items

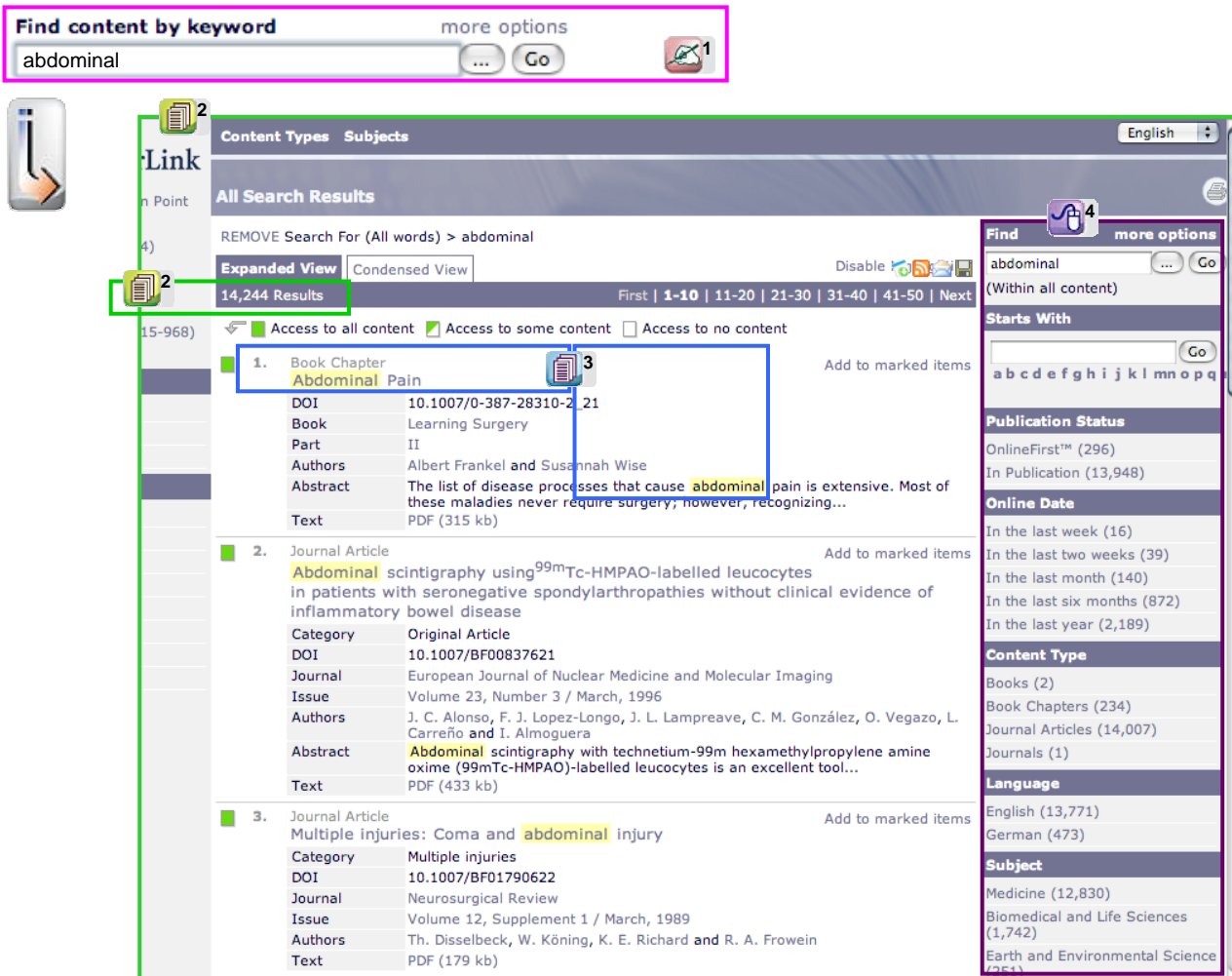
**Find** more options  
abdominal [Go]  
(Within all content)

**Starts With**  
[Go]  
a b c d e f g h i j k l m n o p q r

返回目录页

## 5.1 关键词检索

系统默认将检索结果按照相关度排列。



The screenshot shows the SpringerLink search interface. At the top, a search bar contains the keyword 'abdominal' and a 'Go' button. Below the search bar, the results are displayed in 'Expanded View', showing 14,244 results. The first three results are listed, with the keyword 'abdominal' highlighted in yellow. A sidebar on the right provides filters for 'Find', 'Publication Status', 'Online Date', 'Content Type', and 'Language'. Numbered callouts (1-4) point to the search bar, the total results count, the highlighted keyword in the first result, and the 'Find' filter sidebar respectively.

**Find content by keyword** more options  
abdominal ... Go

Content Types Subjects English

All Search Results

REMOVE Search For (All words) > abdominal

Expanded View Condensed View Disable

14,244 Results First | 1-10 | 11-20 | 21-30 | 31-40 | 41-50 | Next

15-968

Access to all content Access to some content Access to no content

1. Book Chapter  
**Abdominal Pain** Add to marked items  
DOI 10.1007/0-387-28310-2\_21  
Book Learning Surgery  
Part II  
Authors Albert Frankel and Susannah Wise  
Abstract The list of disease processes that cause abdominal pain is extensive. Most of these maladies never require surgery; however, recognizing...  
Text PDF (315 kb)

2. Journal Article  
**Abdominal** scintigraphy using <sup>99m</sup>Tc-HMPAO-labelled leucocytes in patients with seronegative spondylarthropathies without clinical evidence of inflammatory bowel disease Add to marked items  
Category Original Article  
DOI 10.1007/BF00837621  
Journal European Journal of Nuclear Medicine and Molecular Imaging  
Issue Volume 23, Number 3 / March, 1996  
Authors J. C. Alonso, F. J. Lopez-Longo, J. L. Lampreave, C. M. González, O. Vegazo, L. Carreño and I. Almoguera  
Abstract **Abdominal** scintigraphy with technetium-99m hexamethylpropylene amine oxime (<sup>99m</sup>Tc-HMPAO)-labelled leucocytes is an excellent tool...  
Text PDF (433 kb)

3. Journal Article  
Multiple injuries: Coma and **abdominal** injury Add to marked items  
Category Multiple injuries  
DOI 10.1007/BF01790622  
Journal Neurosurgical Review  
Issue Volume 12, Supplement 1 / March, 1989  
Authors Th. Disselbeck, W. Köning, K. E. Richard and R. A. Frowein  
Text PDF (179 kb)

Find more options  
abdominal ... Go  
(Within all content)

Starts With  
a b c d e f g h i j k l m n o p q Go


Publication Status  
OnlineFirst™ (296)  
In Publication (13,948)


Online Date  
In the last week (16)  
In the last two weeks (39)  
In the last month (140)  
In the last six months (872)  
In the last year (2,189)


Content Type  
Books (2)  
Book Chapters (234)  
Journal Articles (14,007)  
Journals (1)


Language  
English (13,771)  
German (473)

Subject  
Medicine (12,830)  
Biomedical and Life Sciences (1,742)  
Earth and Environmental Science (253)

 1 输入关键词，点击“开始(Go)。”

 2 列出检索结果的总数，所有检索结果按照相关度，以“详细信息列表(Expanded View)”/“简要信息列表(Condensed View)”两种方式列出。

 3 您所输入的检索词(关键词)被高亮显示。

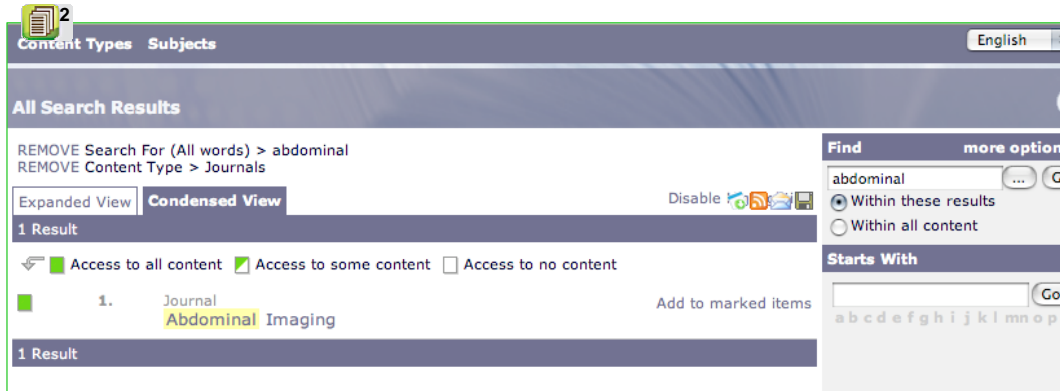
 4 您可以在导航栏的帮助下，精简当前的检索。


返回目录页


## 5.1 关键词检索

您可以在导航栏的帮助下，精检当前的检索结果。














 1 单击某一类目，对当前检索结果中进行精检。如：单击“期刊(Journals)”链接，将检索结果的内容类型进一步限定为期刊文献。

 2 列出检索结果的总数，所有检索结果按照相关性，以“详细信息列表(Expanded View)”/“简要信息列表(Condensed View)”两种方式列出。

## 5.1 关键词检索

您可以利用导航栏，精简当前的检索。

<b>Find</b> more options  <input type="text"/> ... Go <input checked="" type="radio"/> Within these results <input type="radio"/> Within all content	<b>Publication Status</b>  OnlineFirst™ (16) In Publication (92)
<b>Starts With</b>  <input type="text"/> Go a b c d e f g h i j k l m n o p q r	<b>Copyright</b>  2006 (33) 2005 (25) 2004 (27) 2003 (23)
<b>Online Date</b>  In the last week (6) In the last two weeks (6) In the last month (12) In the last six months (47) In the last year (167)	<b>Author</b>  Silvano Martello (7) Denis Bouyssou (5) Frank Plaustria (5) Michel Gendreau (3) Pierre Hansen (2) Andrea Lodi (2) Pietro Belotti (2) Cyriel Van Nuffelen (2) Aristide Mingozi (2) Francesco Maffioli (2)
<b>Language</b>  English (1,481) German (82)	<b>Article Category</b>  Regular Paper (14) PhD Thesis (8) PhD thesis (6) OriginalPaper (5) Regular paper (4) Industry (3) Regular (3)
<b>Subject</b>  Biomedical and Life Sciences (284) Medicine (273) Humanities, Social Sciences and Law (272) Engineering (176)	
<b>Publication</b>  Environmental Geology (1) Pediatric Radiology (1) Marine Biology (1) Naunyn-Schmiedeberg's Archives of Pharmacology (1) Experimental Brain Research (1)	

在左边的检索结果列表中进一步精简检索：

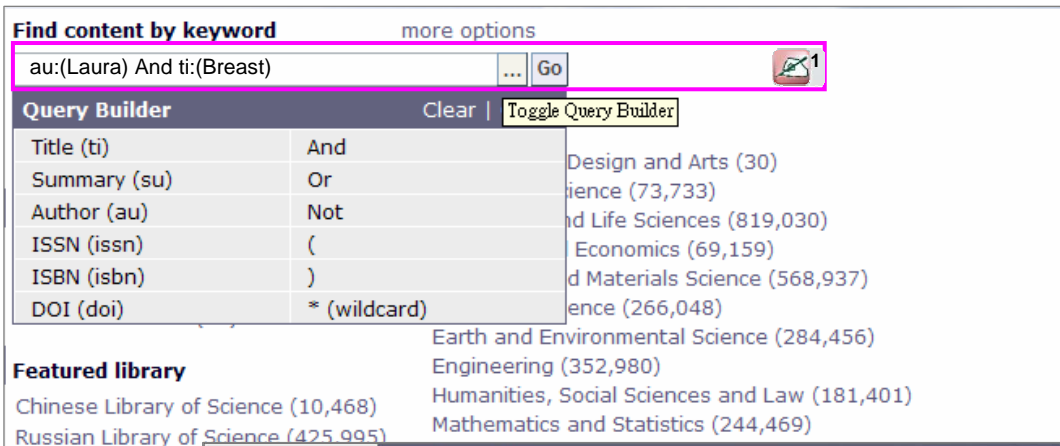
-  输入检索词，选择在“当前检索结果中二次检索(within these results)”，或者“在所有内容重新检索(within all content)”。
-  输入字母、字符，点击“开始(Go)”按钮，或直接点击字母、字符，查阅当前结果中题名以该字母、字符为起始部分的记录。
-  查阅当前结果中不同入库时间(Online Date)的记录。
-  查阅当前结果中不同语种(language)的记录。
-  按不同学科(Subject)，浏览当前结果中的记录。
-  按不同出版物 (Publication)或出处，浏览当前结果中的记录。
-  查阅当前结果中不同出版状态(Publication Status)的文献：  
OnlineFirst™: 出版发行前预先在线发行；  
In Publication: 已出版发行。
-  按不同出版年份(Copyright)，浏览当前结果中的记录。
-  按不同作者(Author)，浏览当前结果中的记录。
-  按不同文献类型(Article Category)，浏览当前结果中的记录。

[返回目录页](#)






## 5.1.1 检索表达式构建对话框

使用检索表达式构建对话框  ，可以精确您的检索。





**Find content by keyword** more options

au:(Laura) And ti:(Breast)   

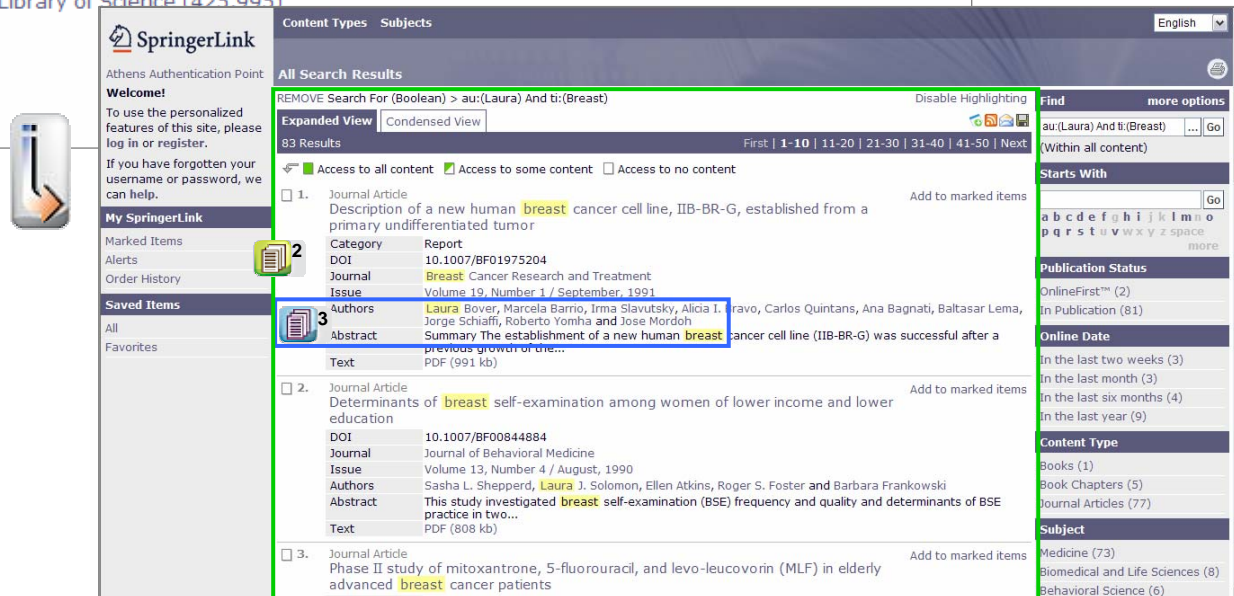
Field	Operator	Count
Title (ti)	And	Design and Arts (30)
Summary (su)	Or	Science (73,733)
Author (au)	Not	Life Sciences (819,030)
ISSN (issn)	(	Economics (69,159)
ISBN (isbn)	)	Materials Science (568,937)
DOI (doi)	* (wildcard)	Earth and Environmental Science (284,456)

**Featured library**

- Chinese Library of Science (10,468)
- Russian Library of Science (425,995)
- Engineering (352,980)
- Humanities, Social Sciences and Law (181,401)
- Mathematics and Statistics (244,469)

 单击图标  开启检索表达式构建对话框。使用对话框构建您的检索表达式，点击“开始(Go)”按钮，开始检索。

例如：利用对话框中的表达式，将检索到作者名为‘Laura’，并且文献题名中包含‘breast’的结果。



**SpringerLink**

At Athens Authentication Point  
**Welcome!**  
To use the personalized features of this site, please log in or register.  
If you have forgotten your username or password, we can help.




**My SpringerLink**

- Marked Items
- Alerts
- Order History
- Saved Items
- All
- Favorites

**Content Types** Subjects


**All Search Results**

REMOVE Search For (Boolean) > au:(Laura) And ti:(Breast) Disable Highlighting


Expanded View Condensed View   

83 Results First | 1-10 | 11-20 | 21-30 | 31-40 | 41-50 | Next

Access to all content  Access to some content  Access to no content


 1. Journal Article  
Description of a new human **breast** cancer cell line, IIB-BR-G, established from a primary undifferentiated tumor  
Add to marked items

Category Report  
DOI 10.1007/BF01975204  
Journal **Breast** Cancer Research and Treatment  
Issue Volume 19, Number 1 / September, 1991

 3 Authors Laura Bover, Marcela Barmo, Irma Slavutsky, Alicia L. Bravo, Carlos Quintans, Ana Bagnati, Baltasar Lema, Jorge Schiaffi, Roberto Yonha and Jose Mordoh


Abstract Summary The establishment of a new human **breast** cancer cell line (IIB-BR-G) was successful after a previous growth of die...

Text PDF (991 kb)




 2. Journal Article  
Determinants of **breast** self-examination among women of lower income and lower education  
Add to marked items

DOI 10.1007/BF00844884  
Journal Journal of Behavioral Medicine  
Issue Volume 13, Number 4 / August, 1990  
Authors Sasha L. Shepperd, Laura J. Solomon, Ellen Atkins, Roger S. Foster and Barbara Frankowski  
Abstract This study investigated **breast** self-examination (BSE) frequency and quality and determinants of BSE practice in two...

Text PDF (608 kb)

 3. Journal Article  
Phase II study of mitoxantrone, 5-fluorouracil, and levo-leucovorin (MLF) in elderly advanced **breast** cancer patients  
Add to marked items

**Find** more options

au:(Laura) And ti:(Breast)   

(Within all content)

**Starts With**

Go

abcdefghijklmnopqrstuvwxyz space more

**Publication Status**

OnlineFirst™ (2)  
In Publication (81)

**Online Date**

In the last two weeks (3)  
In the last month (3)  
In the last six months (4)  
In the last year (9)

**Content Type**

Books (1)  
Book Chapters (5)  
Journal Articles (77)

**Subject**

Medicine (73)  
Biomedical and Life Sciences (8)  
Behavioral Science (6)

 列出检索结果的总数，所有检索结果按照相关性，以“详细信息列表 (Expanded View)” / “简要信息列表 (Condensed View)”两种方式列出。


 您输入的检索词 (keyword) 被高亮显示。


返回目录页




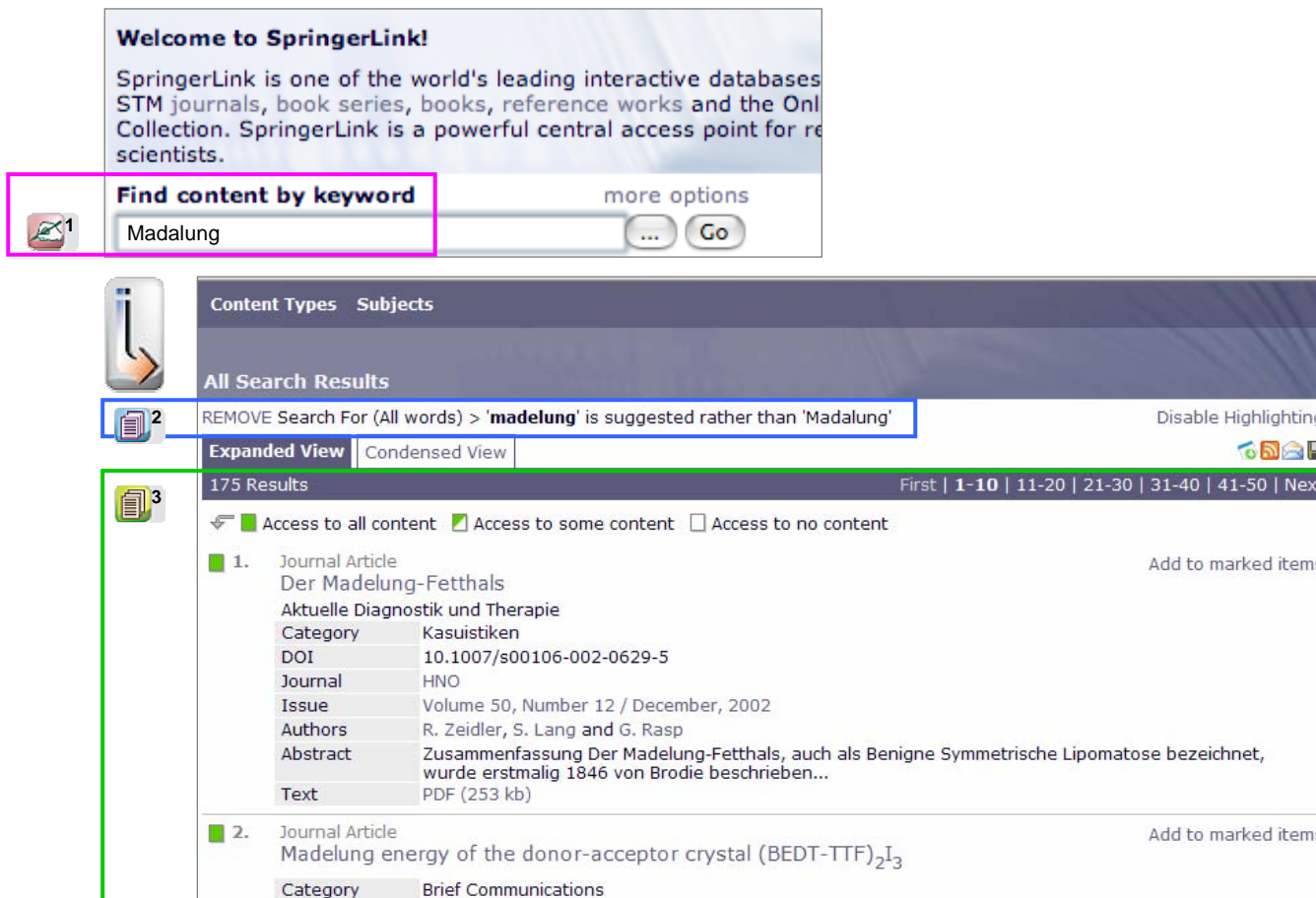
## 5.3 自动拼写检查

SpringerLink 检索系统可以自动纠正您的拼写错误：如果您所输入的检索词拼写有误，系统将给出一个正确的拼写建议，同时，列出利用修正后的检索词检索而得的结果。

 1 检索词输入错误。

.....  
 2 系统给出检索词的正确拼写建议。

.....  
 3 利用修正后的检索词检索而得的结果列表。



**Welcome to SpringerLink!**  
SpringerLink is one of the world's leading interactive databases STM journals, book series, books, reference works and the Onl Collection. SpringerLink is a powerful central access point for re scientists.

**Find content by keyword** more options

**All Search Results**  
 REMOVE Search For (All words) > 'madelung' is suggested rather than 'Madalung' Disable Highlighting

**Expanded View** | Condensed View

175 Results First | 1-10 | 11-20 | 21-30 | 31-40 | 41-50 | Next

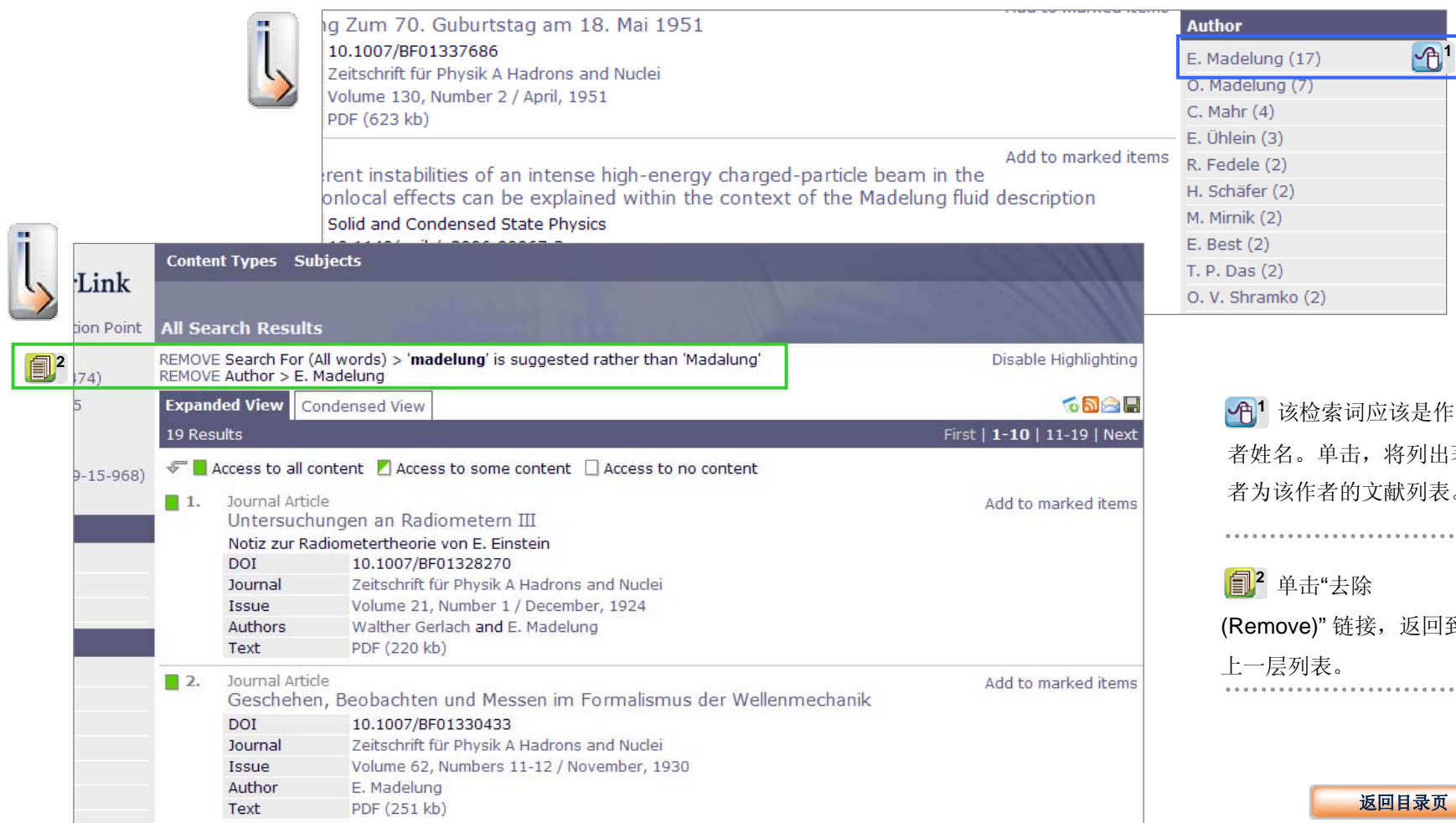
Access to all content  Access to some content  Access to no content

- Journal Article Add to marked items  
 Der Madelung-Fetthals  
 Aktuelle Diagnostik und Therapie  
 Category Kasuistiken  
 DOI 10.1007/s00106-002-0629-5  
 Journal HNO  
 Issue Volume 50, Number 12 / December, 2002  
 Authors R. Zeidler, S. Lang and G. Rasp  
 Abstract Zusammenfassung Der Madelung-Fetthals, auch als Benigne Symmetrische Lipomatose bezeichnet, wurde erstmalig 1846 von Brodie beschrieben...  
 Text PDF (253 kb)
- Journal Article Add to marked items  
 Madelung energy of the donor-acceptor crystal (BEDT-TTF)<sub>2</sub>I<sub>3</sub>  
 Category Brief Communications

[返回目录页](#)

## 5.3 自动拼写检查

在导航栏中，列出了更多的拼写建议。



The screenshot shows a search result for 'madelung' on SpringerLink. A dropdown menu is open, listing authors: E. Madelung (17), O. Madelung (7), C. Mahr (4), E. Ühlein (3), R. Fedele (2), H. Schäfer (2), M. Mirnik (2), E. Best (2), T. P. Das (2), and O. V. Shramko (2). A green box highlights a search filter: 'REMOVE Search For (All words) > 'madelung' is suggested rather than 'Madalung' REMOVE Author > E. Madelung'. Below the filter, there are tabs for 'Expanded View' and 'Condensed View', and a section for '19 Results' with checkboxes for content access. Two search results are visible, both by E. Madelung.

**Author**

- E. Madelung (17)
- O. Madelung (7)
- C. Mahr (4)
- E. Ühlein (3)
- R. Fedele (2)
- H. Schäfer (2)
- M. Mirnik (2)
- E. Best (2)
- T. P. Das (2)
- O. V. Shramko (2)

**Content Types** Subjects

**All Search Results**

REMOVE Search For (All words) > 'madelung' is suggested rather than 'Madalung' Disable Highlighting

REMOVE Author > E. Madelung


**Expanded View** Condensed View


19 Results First | 1-10 | 11-19 | Next

Access to all content  Access to some content  Access to no content

1. Journal Article Add to marked items  
Untersuchungen an Radiometern III  
Notiz zur Radiometertheorie von E. Einstein  
DOI 10.1007/BF01328270  
Journal Zeitschrift für Physik A Hadrons and Nuclei  
Issue Volume 21, Number 1 / December, 1924  
Authors Walther Gerlach and E. Madelung  
Text PDF (220 kb)

2. Journal Article Add to marked items  
Geschehen, Beobachten und Messen im Formalismus der Wellenmechanik  
DOI 10.1007/BF01330433  
Journal Zeitschrift für Physik A Hadrons and Nuclei  
Issue Volume 62, Numbers 11-12 / November, 1930  
Author E. Madelung  
Text PDF (251 kb)

 1 该检索词应该是作者姓名。单击，将列出著者为该作者的文献列表。

 2 单击“去除 (Remove)”链接，返回到上一层列表。

返回目录页



# 6.0 参考文献链接 - 被引用的参考文献链接

SpringerLink通过超链接的方式，在数据库中的所有文献之间建立了内部关联，以便于用户便捷地获取资源。并且，SpringerLink也为用户提供了直接或间接的方式，以链接到许多其它合作机构的资源。

49. Slanetz PJ, Edmister WB, Yeh ED, et al. Occult contralateral breast cancer incidentally detected by breast magnetic resonance imaging. *Breast* 2003;12:148.

50. Lee SG, Orel SG, Woo JI, et al. MR imaging screening of the contralateral breasts in women with newly diagnosed breast cancer: preliminary results. *Radiology* 2003;226:773-778.

51. Cody HS. Routine contralateral breast biopsy: helpful or irrelevant? *Am Surg* 1997;225:370-376.

52. Montgomery LL, Tran KN, Heelan MC, et al. Issues of regret in women with contralateral prophylactic mastectomies. *Ann Surg Oncol*. 1999;6:546-551.

53. Rosen PP. Invasive lobular carcinoma. In: Rosen PP, ed. *Rosen's Breast and Bowel Diseases*. Philadelphia: Lippincott-Raven; 1997:545-565.




The image shows three overlapping screenshots of search results for the article 'Issues of regret in women with contralateral prophylactic mastectomies'.

- SpringerLink:** Shows the article title, authors (Montgomery LL, Tran KN, Heelan MC, et al.), journal information (Ann Surg Oncol, 1999;6:546-551), and a list of keywords including 'contralateral prophylactic mastectomy', 'regret', 'breast cancer', and 'mammography'.
- PubMed:** Shows the article title, authors, journal information, and a snippet of the abstract: 'Background: Patients with a history of carcinoma of one breast have an estimated risk of 0.5% to 0.75% per year of developing a contralateral breast cancer. This risk prompts many women to consider contralateral prophylactic mastectomy (CPM) as a preventive measure. Virtually nothing is known about patient acceptance following CPM. We have developed a National Prospective Mastectomy Registry consisting of a volunteer population of 817 women from 43 sites who have undergone prophylactic (contralateral or bilateral) mastectomy. The information obtained includes patient demographics, family history, reproductive history, contralateral breast cancer staging and treatment, as well as issues regarding the CPM. Results: At median follow-up of 4.9 years, the respondents were primarily married (79%), white (97%), women who had some level of college education or above (81%). These women cited the following reasons for choosing CPM: (1) physical advice regarding the high risk of developing contralateral breast cancer (39%), (2) fear of developing breast cancer (31%), (3) desire for cosmetic symmetry (29%), (4) family history (7%), (5) hereditary breast disease (4%), (6) a combination of the above reasons (22%), (7) family history (7%), (8) physician advice regarding the high risk of developing contralateral breast cancer (39%), (9) fear of developing breast cancer (31%), (10) desire for cosmetic symmetry (29%), (11) family history (7%), (12) hereditary breast disease (4%), (13) a combination of the above reasons (22%).'
- ChemPort:** Shows the article title, authors, journal information, and a snippet of the abstract: 'Background: Patients with a history of carcinoma of one breast have an estimated risk of 0.5% to 0.75% per year of developing a contralateral breast cancer. This risk prompts many women to consider contralateral prophylactic mastectomy (CPM) as a preventive measure. Virtually nothing is known about patient acceptance following CPM. We have developed a National Prospective Mastectomy Registry consisting of a volunteer population of 817 women from 43 sites who have undergone prophylactic (contralateral or bilateral) mastectomy. The information obtained includes patient demographics, family history, reproductive history, contralateral breast cancer staging and treatment, as well as issues regarding the CPM. Results: At median follow-up of 4.9 years, the respondents were primarily married (79%), white (97%), women who had some level of college education or above (81%). These women cited the following reasons for choosing CPM: (1) physical advice regarding the high risk of developing contralateral breast cancer (39%), (2) fear of developing breast cancer (31%), (3) desire for cosmetic symmetry (29%), (4) family history (7%), (5) hereditary breast disease (4%), (6) a combination of the above reasons (22%), (7) family history (7%), (8) physician advice regarding the high risk of developing contralateral breast cancer (39%), (9) fear of developing breast cancer (31%), (10) desire for cosmetic symmetry (29%), (11) family history (7%), (12) hereditary breast disease (4%), (13) a combination of the above reasons (22%).'

单击后，链接到其他相关资源。

返回目录页

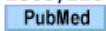
## 6.0 参考文献链接 – CrossRef链接

SpringerLink通过超链接的方式，在数据库中的所有文献之间建立了内部关联，以便于用户便捷地获取资源。利用CrossRef链接，用户可以直接链接到许多其它合作机构的资源。

49. Slanetz PJ, Edmister WB, Yeh ED, et al. Occult contralateral breast cancer incidentally detected by breast magnetic resonance imaging. *Breast*. 1997;225:370-376.




50. Lee SG, Orel SG, Woo IJ, et al. MR imaging screening of the contralateral breasts with newly diagnosed breast cancer: preliminary results. *Radiology*. 2003;226:773-778.



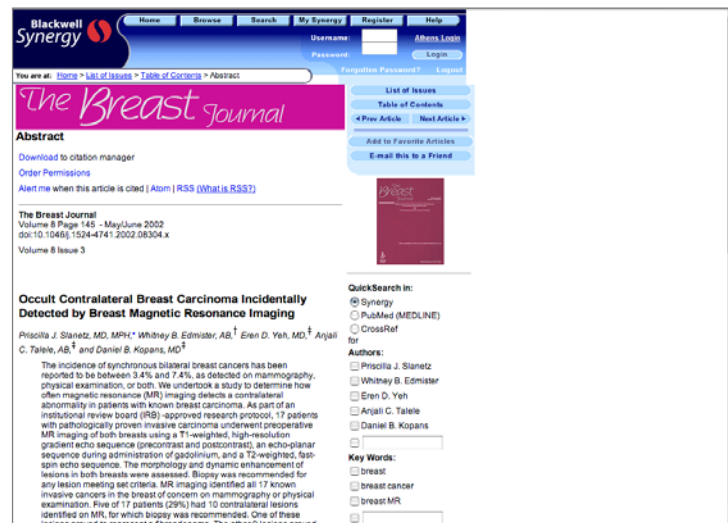
51. Cody HS. Routine contralateral breast biopsy: helpful or irrelevant? *Am J Surg*. 1997;225:370-376.



52. Montgomery LL, Tran KN, Heelan MC, et al. Issues of regret in women with contralateral prophylactic mastectomies. *Ann Surg Oncol*. 1999;6:546-550.



53. Rosen PP. Invasive lobular carcinoma. In: Rosen PP, ed. *Rosen's Breast and Bowel Diseases*. Philadelphia: Lippincott-Raven; 1997:545-565.

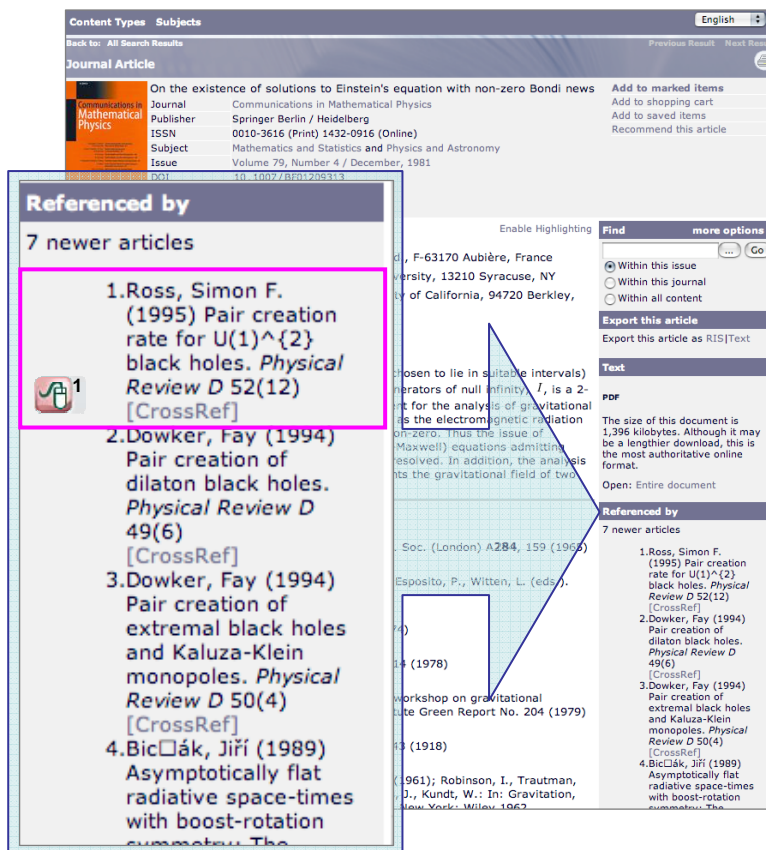


The screenshot shows the Blackwell Synergy website interface. The main content area displays the article title "The Breast Journal" and the abstract for the article "Occult Contralateral Breast Carcinoma Incidentally Detected by Breast Magnetic Resonance Imaging" by Priscilla J. Slanetz, MD, MPH, et al. The abstract text is partially visible. On the right side, there is a "QuickSearch in:" section with radio buttons for Synergy, PubMed (MEDLINE), and CrossRef. Below this, there are checkboxes for authors: Priscilla J. Slanetz, Whitney B. Edmister, Eren D. Yeh, Anjali C. Talele, and Daniel B. Kopans. There is also a "Key Words:" section with checkboxes for breast, breast cancer, and breast MR.

 单击后，链接到其他CrossRef合作机构的资源。

## 6.0 参考文献链接 - 来源文献链接

利用来源文献链接(Referenced by), 用户可以获取引用当前文献的文献信息。



The screenshot shows a SpringerLink article page for 'On the existence of solutions to Einstein's equation with non-zero Bondi news'. A 'Referenced by' section is highlighted with a pink box, listing 7 newer articles. A blue arrow points from the first article in this list to the 'Referenced by' section of the article page shown on the right.

**Referenced by**  
7 newer articles

1. Ross, Simon F. (1995) Pair creation rate for  $U(1)^2$  black holes. *Physical Review D* 52(12) [CrossRef]
2. Dowker, Fay (1994) Pair creation of dilaton black holes. *Physical Review D* 49(6) [CrossRef]
3. Dowker, Fay (1994) Pair creation of extremal black holes and Kaluza-Klein monopoles. *Physical Review D* 50(4) [CrossRef]
4. Bicák, Jiří (1989) Asymptotically flat radiative space-times with boost-rotation symmetry. *The*



The screenshot shows the Physical Review Online Archive page for the article 'Pair creation rate for  $U(1)^2$  black holes' by Simon F. Ross. The page includes the journal title 'Physical Review D 52, 7089-7097 (1995)', issue information, and a list of references. A pink box highlights the 'Referenced by' section, which lists 7 newer articles, including the one shown in the left screenshot.

**Physical Review Online Archive**  
AMERICAN PHYSICAL SOCIETY

Phys. Rev. D 52, 7089-7097 (1995)  
[Issue 12 - 15 December 1995]

**Pair creation rate for  $U(1)^2$  black holes**

Simon F. Ross  
Department of Applied Mathematics and Theoretical Physics, University of Cambridge, Silver Street, Cambridge CB3 9EW, United Kingdom

Received 8 September 1995

**Referenced by**  
7 newer articles

1. Ross, Simon F. (1995) Pair creation rate for  $U(1)^2$  black holes. *Physical Review D* 52(12) [CrossRef]
2. Dowker, Fay (1994) Pair creation of dilaton black holes. *Physical Review D* 49(6) [CrossRef]
3. Dowker, Fay (1994) Pair creation of extremal black holes and Kaluza-Klein monopoles. *Physical Review D* 50(4) [CrossRef]
4. Bicák, Jiří (1989) Asymptotically flat radiative space-times with boost-rotation symmetry. *The*

单击被引用文献(Referenced by)链接, 打开引用当前文献的某一篇文章的题录信息。

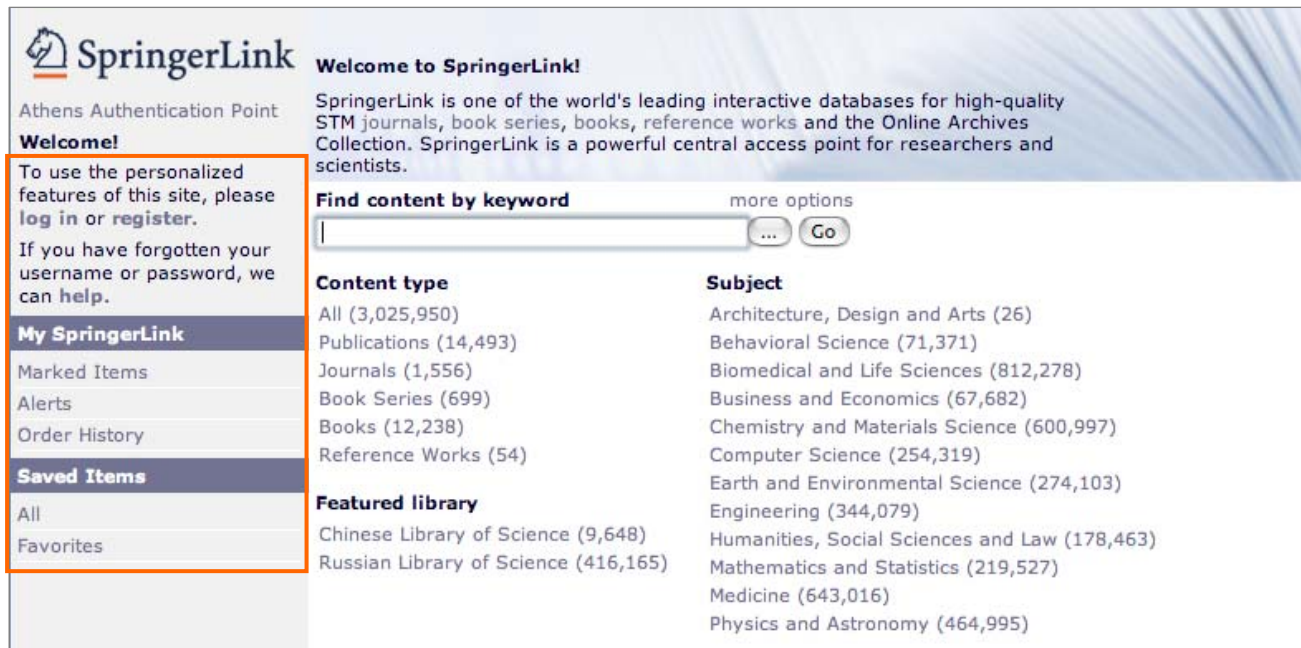


## 7.0 个性化功能

个性化功能十分简单易用，它可以使您检索起来更加方便，要使用该项功能，需要先行注册（详情请参见[2.1 注册](#)）。您可以利用“**我的SpringerLink(My SpringerLink)**”，保存和查看您前一次的检索：

- “已标记的条目(Marked Items)”\*：在您退出SpringerLink数据库之前，这些条目将一直有效。
- “定题服务(Alerts)”
- “订购历史(Order History)”
- “已保存的条目(Saved Items)”：这些条目将一直保存在您创建的收藏夹（如：“Favorites”）中。

\* 这项功能是唯一一项可以被所有用户使用的功能（即使没有注册的用户也可以使用该功能）。



The screenshot shows the SpringerLink homepage. On the left, there is a navigation menu with a red box highlighting the 'My SpringerLink' section, which includes 'Marked Items', 'Alerts', 'Order History', 'Saved Items', 'All', and 'Favorites'. The main content area features a 'Welcome to SpringerLink!' message, a search bar with 'Find content by keyword' and 'more options' buttons, and two columns of content categories: 'Content type' and 'Subject'. The 'Content type' column lists categories like 'All (3,025,950)', 'Publications (14,493)', 'Journals (1,556)', 'Book Series (699)', 'Books (12,238)', and 'Reference Works (54)'. The 'Subject' column lists categories like 'Architecture, Design and Arts (26)', 'Behavioral Science (71,371)', 'Biomedical and Life Sciences (812,278)', 'Business and Economics (67,682)', 'Chemistry and Materials Science (600,997)', 'Computer Science (254,319)', 'Earth and Environmental Science (274,103)', 'Engineering (344,079)', 'Humanities, Social Sciences and Law (178,463)', 'Mathematics and Statistics (219,527)', 'Medicine (643,016)', and 'Physics and Astronomy (464,995)'. At the bottom right, there is a '返回目录页' button.



## 7.1 我的SpringerLink

当您使用个人账户登录之后，您所有的设置和收藏夹将显示在您的个人账户信息下方。



The screenshot displays the SpringerLink user interface. On the left, there is a navigation menu with a green border, containing a document icon with a '1' and the following items: **My SpringerLink**, Marked Items, Alerts (5), Order History (12), **Saved Items**, All (25), Favorites (1), Asia, Johnson (1), Mechanics, refer to friend, and viruses (2). The main content area is titled 'Individual Home' and includes the SpringerLink logo, authentication points, and user information for Prof J Johnson. It also features sections for 'Welcome to your personal homepage!', 'Edit Details', 'Manage Memberships', 'View Contracts', and 'View Subscriptions'.

Content Types Subjects	
<b>Individual Home</b>	
NO IMAGE AVAILABLE	Prof J Johnson
	MetaPress ID 699-15-968
	Username master_johnson
<b>My SpringerLink</b>	
Marked Items	
Alerts (5)	
Order History (12)	
<b>Saved Items</b>	
All (25)	
Favorites (1)	
Asia	
Johnson (1)	
Mechanics	
refer to friend	
viruses (2)	

**Welcome to your personal homepage!**

**Edit Details**  
This section allows you to edit the details of your individual account.

**Manage Memberships**  
This section allows you to manage your associations with institutions, societies, or editorial boards. Please note that your subscriptions (below) do not include access granted by your associations. You should view associative access in this section.

**View Contracts**  
A contract defines the terms and conditions for access. Contracts are evaluated in real-time by our rights management system. Subscriptions and trials (below) may change as the current state of a supporting contract changes.

**View Subscriptions**  
Any titles which are on subscription to you will be

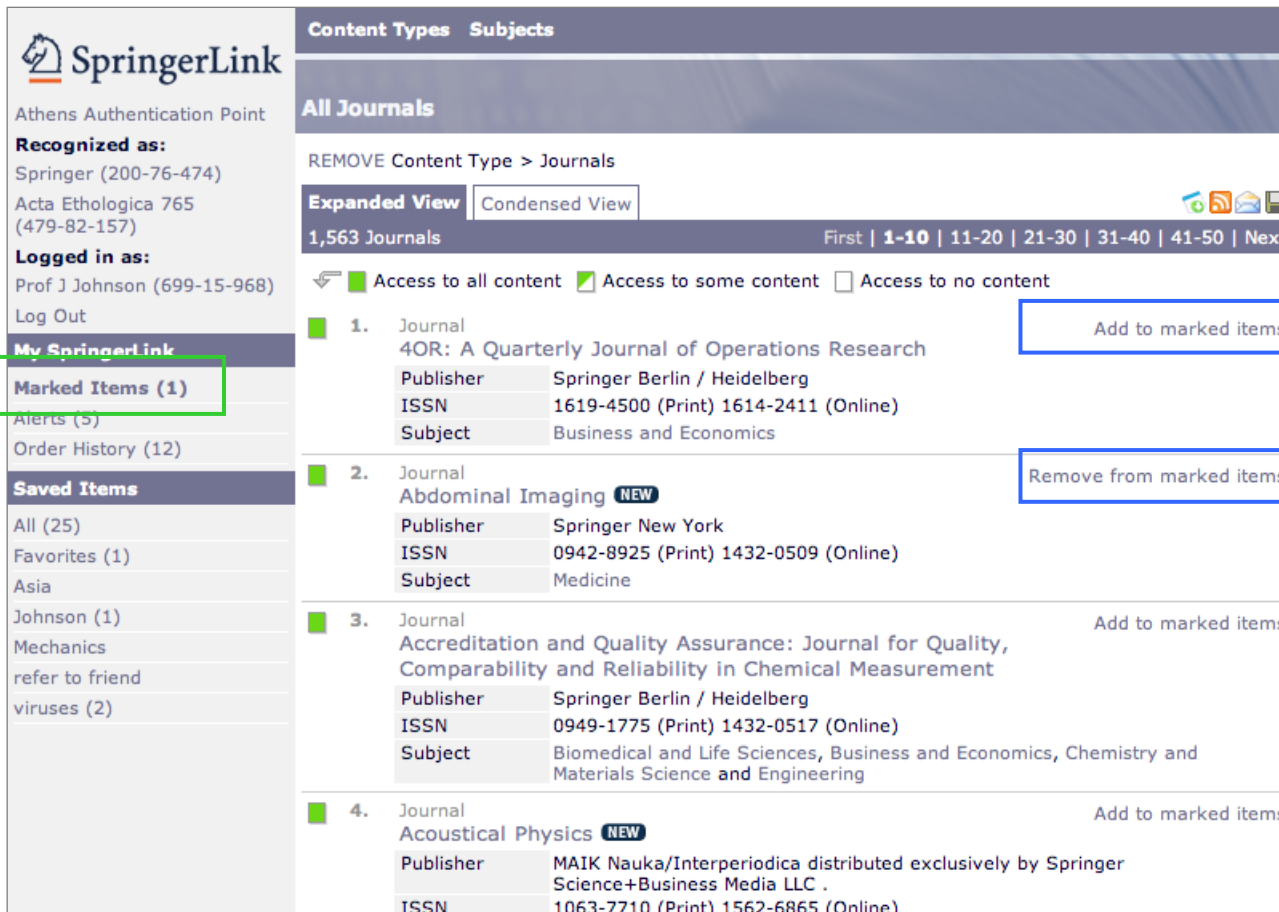
 在您登录之后，利用我的SpringerLink (My SpringerLink)功能，您可以随时创建、更新或取消您的设置。

.....

返回目录页

## 7.1.1 已标记的条目

在您完全结束当次在SpringerLink数据库中的检索之前，您已经标记过的条目，将保存在“已标记的条目(Marked Items)”收藏夹中，以备查看。



Content Types Subjects

All Journals

REMOVE Content Type > Journals

Expanded View Condensed View


1,563 Journals First | 1-10 | 11-20 | 21-30 | 31-40 | 41-50 | Next

Access to all content  Access to some content  Access to no content

1.	Journal 4OR: A Quarterly Journal of Operations Research Publisher Springer Berlin / Heidelberg ISSN 1619-4500 (Print) 1614-2411 (Online) Subject Business and Economics	Add to marked items
2.	Journal Abdominal Imaging <b>NEW</b> Publisher Springer New York ISSN 0942-8925 (Print) 1432-0509 (Online) Subject Medicine	Remove from marked items
3.	Journal Accreditation and Quality Assurance: Journal for Quality, Comparability and Reliability in Chemical Measurement Publisher Springer Berlin / Heidelberg ISSN 0949-1775 (Print) 1432-0517 (Online) Subject Biomedical and Life Sciences, Business and Economics, Chemistry and Materials Science and Engineering	Add to marked items
4.	Journal Acoustical Physics <b>NEW</b> Publisher MAIK Nauka/Interperiodica distributed exclusively by Springer Science+Business Media LLC . ISSN 1063-7710 (Print) 1562-6865 (Online)	Add to marked items

SpringerLink  
Athens Authentication Point  
Recognized as:  
Springer (200-76-474)  
Acta Ethologica 765 (479-82-157)  
Logged in as:  
Prof J Johnson (699-15-968)  
Log Out  
My SpringerLink  
Marked Items (1)  
Alerts (5)  
Order History (12)  
Saved Items  
All (25)  
Favorites (1)  
Asia  
Johnson (1)  
Mechanics  
refer to friend  
viruses (2)

 1 单击“添加(add)”或“去除(remove)”链接，在“我的SpringerLink(My SpringerLink)”栏目的“已标记的条目(Marked Items)”收藏夹中添加或删除该文献。

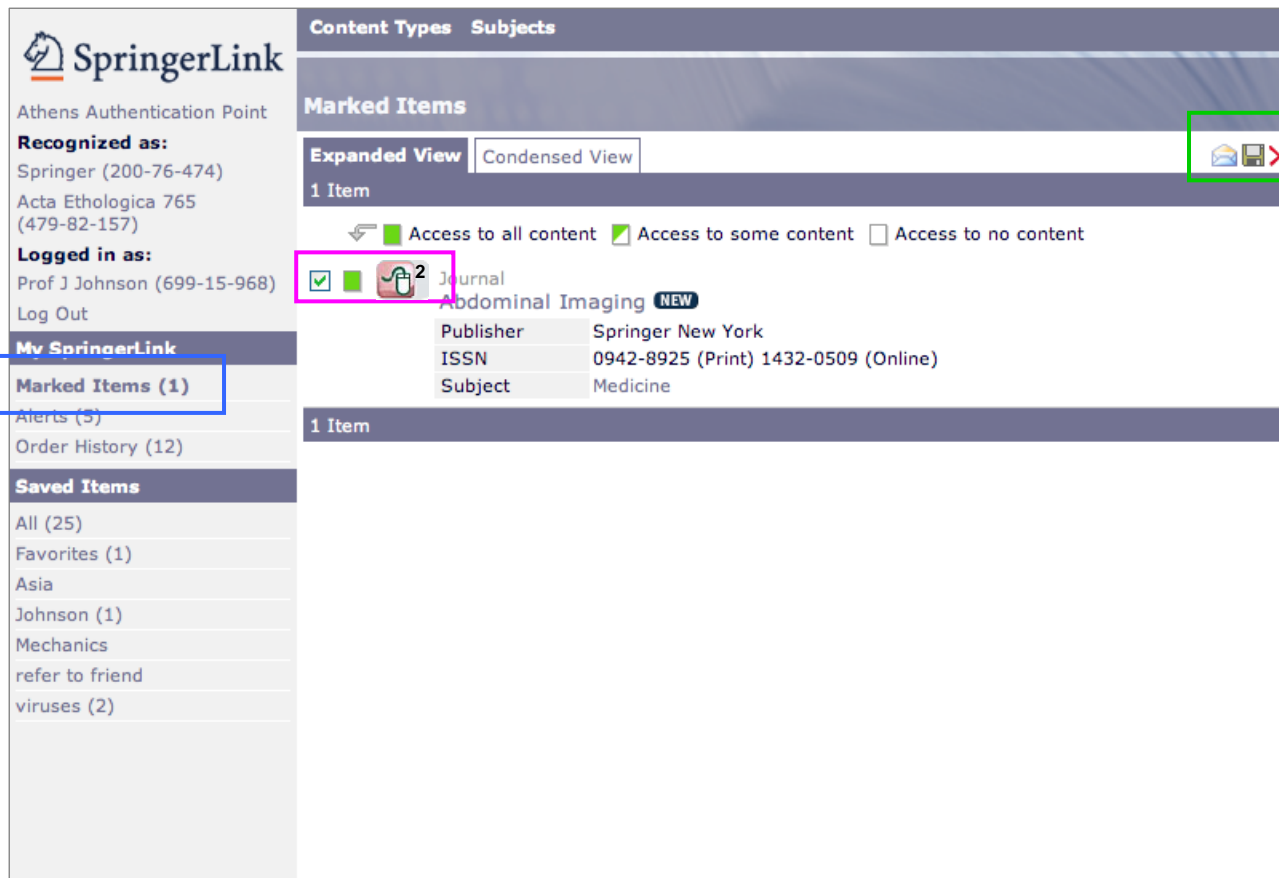
 2 已添加的文献记录在您的“已标记的条目(Marked Items)”收藏夹中，点击后即可查看。

注：已标记的条目是唯一可以被所有用户使用的功能（即使是未注册过的用户，也可使用该功能）。

返回目录页

## 7.1.1 已标记的条目

在您结束当次在SpringerLink数据库中的检索之前，都可以调用已标记过的条目。



Content Types Subjects

**Marked Items**


Expanded View Condensed View



1 Item


Access to all content
  Access to some content
  Access to no content


Journal  
**Abdominal Imaging** NEW  
 Publisher Springer New York  
 ISSN 0942-8925 (Print) 1432-0509 (Online)  
 Subject Medicine

1 Item

<sup>1</sup> 单击“已标记的条目 (Marked Items)”，可以查看保存在该收藏夹中的条目。

<sup>2</sup> <sup>3</sup>  
 根据需要，在条目前的方框中勾选：

 电邮(Email)选中的记录

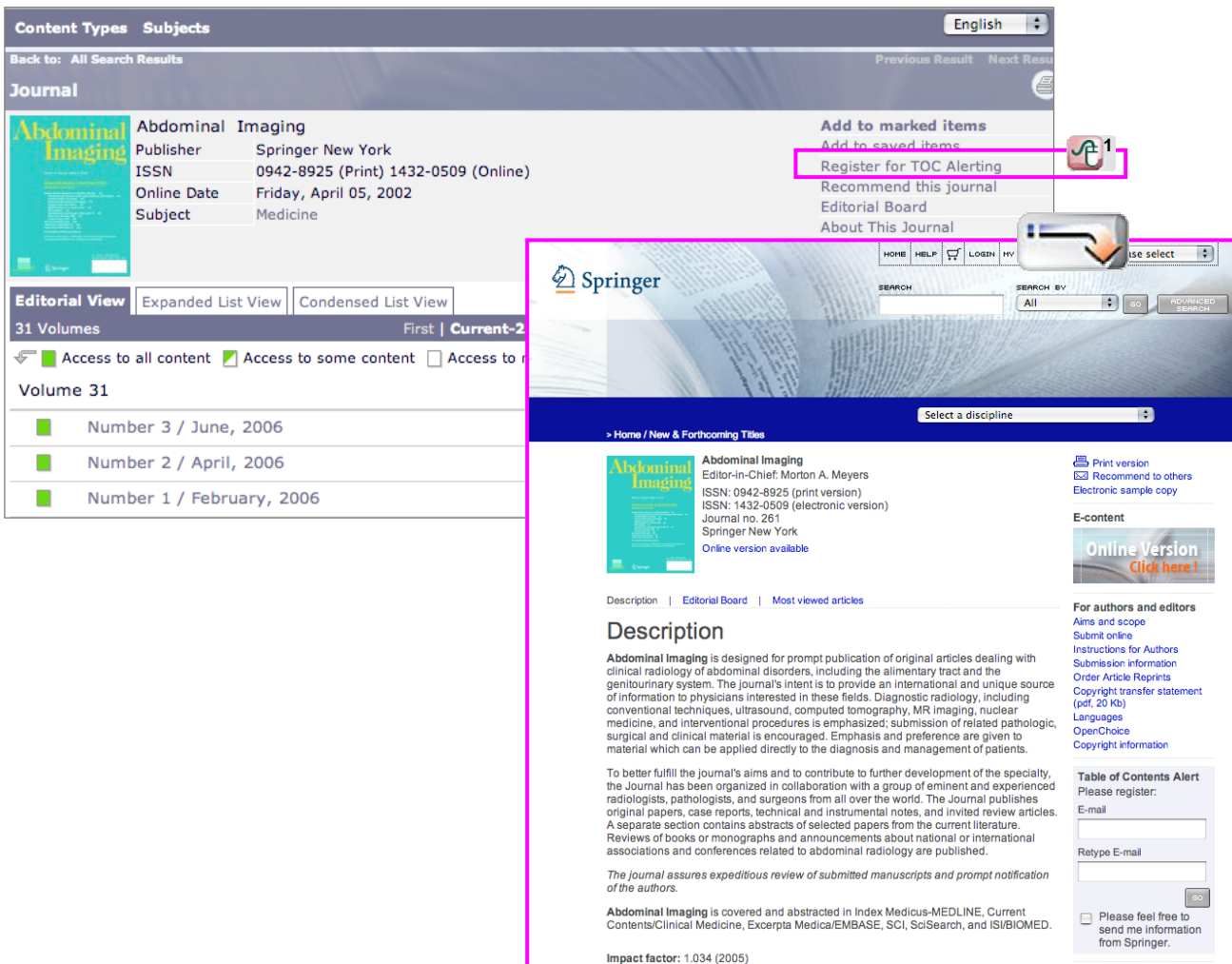
 将选中的已标记条目保存到“已保存的条目(Saved Items)”收藏夹内

 删除已标记的条目

返回目录页

## 7.1.2 定题服务

您可以免费使用便捷的Springer定题服务，定时收到按您的检索式检索得到的检索结果列表。



The screenshot displays the Springer website interface. On the left, the journal 'Abdominal Imaging' is detailed with its publisher (Springer New York), ISSN (0942-8925), and online date (Friday, April 05, 2002). Below this, a table lists the journal's volumes, with Volume 31 being the current issue. The main content area shows the journal's description, editorial board, and most viewed articles. A 'Table of Contents Alert' registration form is visible, with a red box highlighting the 'Register for TOC Alerting' link and the registration form itself. A red arrow points to the registration form, and a red box highlights the 'Register for TOC Alerting' link.

Abdominal Imaging  
Publisher Springer New York  
ISSN 0942-8925 (Print) 1432-0509 (Online)  
Online Date Friday, April 05, 2002  
Subject Medicine

31 Volumes  
First | Current-2

<input checked="" type="checkbox"/>	Access to all content	<input checked="" type="checkbox"/>	Access to some content	<input type="checkbox"/>	Access to full content
-------------------------------------	-----------------------	-------------------------------------	------------------------	--------------------------	------------------------

Volume 31

- Number 3 / June, 2006
- Number 2 / April, 2006
- Number 1 / February, 2006

Abdominal Imaging  
Editor-in-Chief: Morton A. Meyers  
ISSN: 0942-8925 (print version)  
ISSN: 1432-0509 (electronic version)  
Journal no. 261  
Springer New York  
Online version available

Description | Editorial Board | Most viewed articles

### Description

Abdominal Imaging is designed for prompt publication of original articles dealing with clinical radiology of abdominal disorders, including the alimentary tract and the genitourinary system. The journal's intent is to provide an international and unique source of information to physicians interested in these fields. Diagnostic radiology, including conventional techniques, ultrasound, computed tomography, MR imaging, nuclear medicine, and interventional procedures is emphasized; submission of related pathologic, surgical and clinical material is encouraged. Emphasis and preference are given to material which can be applied directly to the diagnosis and management of patients.

To better fulfill the journal's aims and to contribute to further development of the specialty, the Journal has been organized in collaboration with a group of eminent and experienced radiologists, pathologists, and surgeons from all over the world. The Journal publishes original papers, case reports, technical and instrumental notes, and invited review articles. A separate section contains abstracts of selected papers from the current literature. Reviews of books or monographs and announcements about national or international associations and conferences related to abdominal radiology are published.

The journal assures expeditious review of submitted manuscripts and prompt notification of the authors.

Abdominal Imaging is covered and abstracted in Index Medicus-MEDLINE, Current Contents/Clinical Medicine, Excerpta Medica/EMBASE, SCI, SciSearch, and ISI/BIOMED.

Impact factor: 1.034 (2005)

Print version  
Recommend to others  
Electronic sample copy

#### E-content

Online Version  
Click here!

#### For authors and editors

Aims and scope  
Submit online  
Instructions for Authors  
Submission information  
Order Article Reprints  
Copyright transfer statement (pdf, 20 Kb)  
Languages  
OpenChoice  
Copyright information

#### Table of Contents Alert

Please register:

E-mail  
[input field]

Retype E-mail  
[input field]

Please feel free to send me information from Springer.

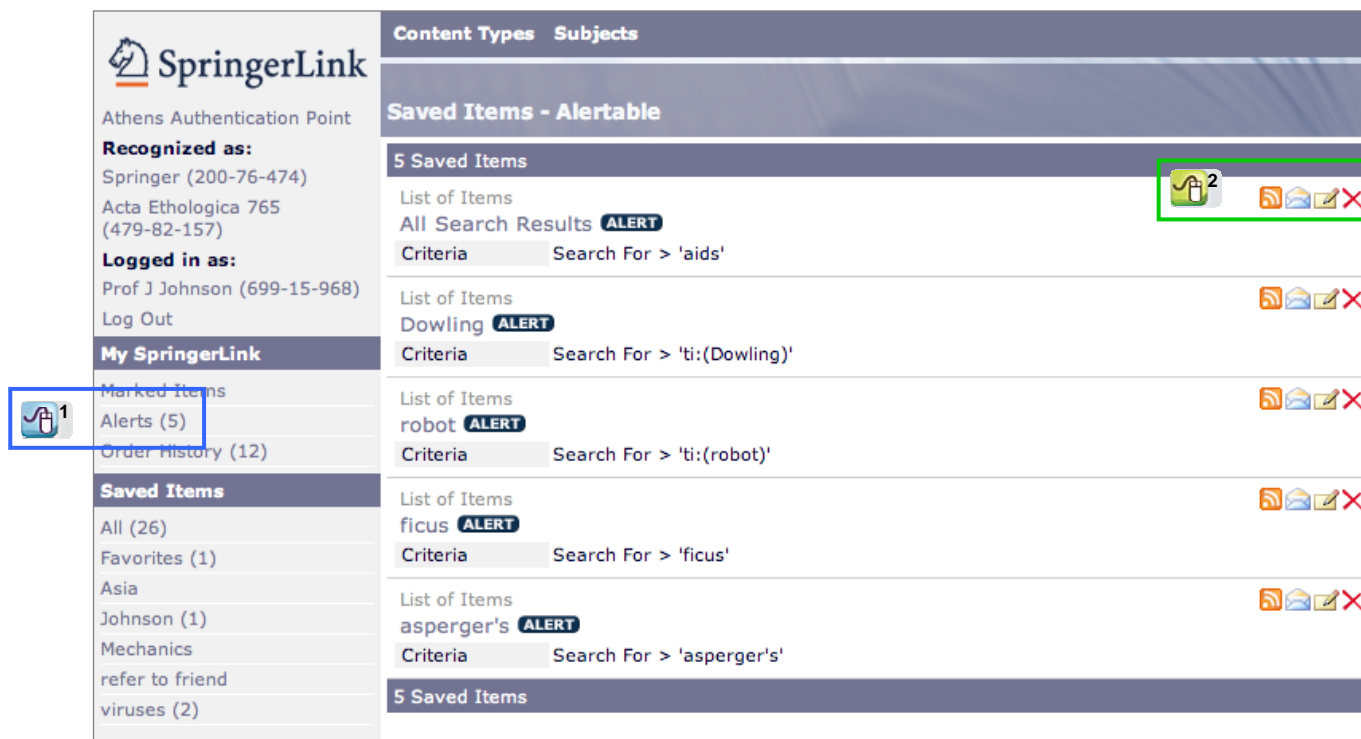
 1 在Springer网站 [springer.com](http://springer.com)中注册，以使用题录式定题服务 (TOC Alerting): 点击“注册使用题录式定题服务 (Register for TOC Alerting)”链接，在Springer网站中注册。

返回目录页





## 7.1.2 定题服务

在“可设置定题服务的已保存条目(Saved Items – Alertable)”界面,您可以设置和管理定题服务。



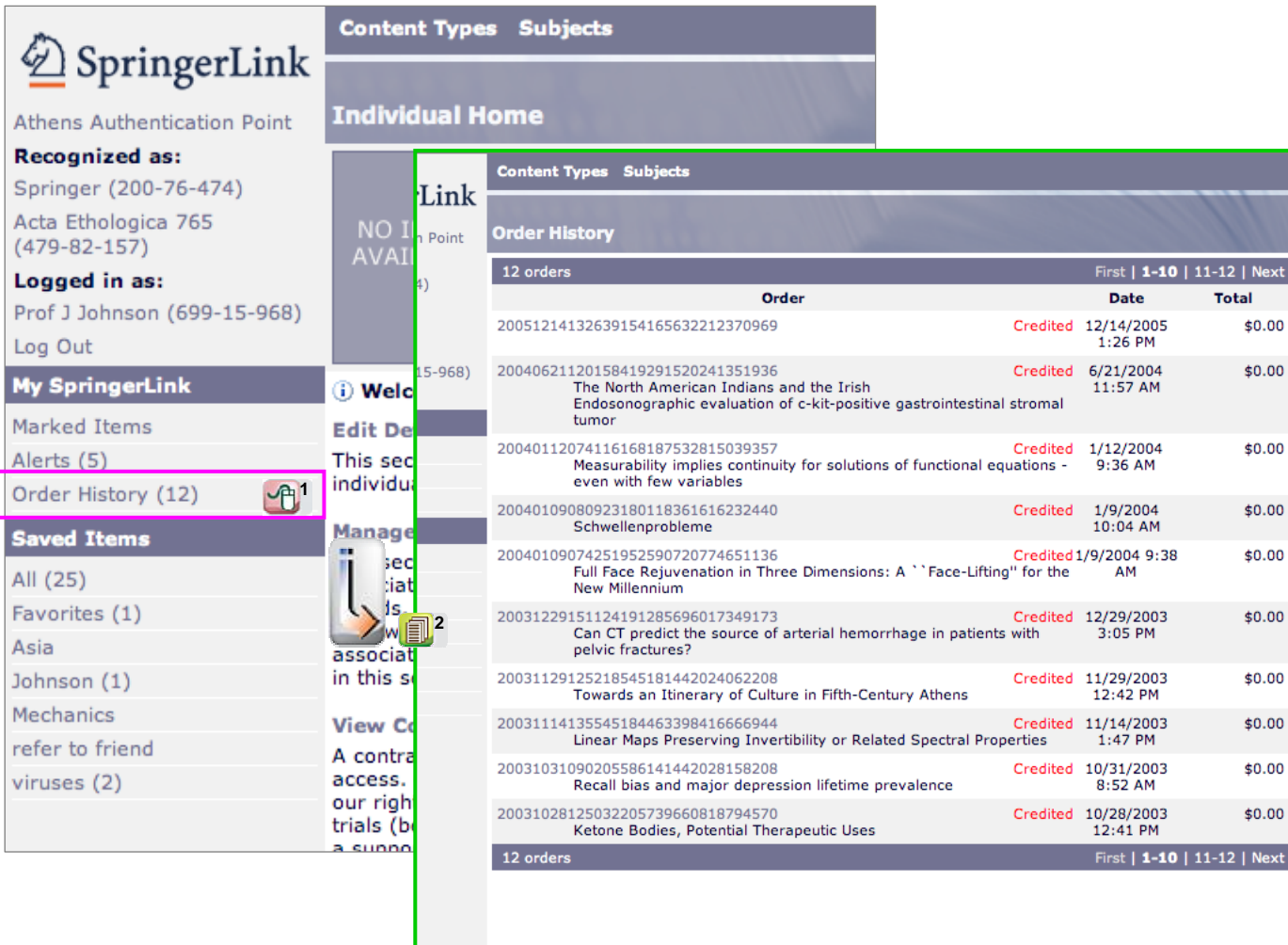
The screenshot displays the SpringerLink interface for managing saved items. On the left, a sidebar contains navigation links: 'My SpringerLink', 'Marked Items', 'Alerts (5)', 'Order History (12)', and 'Saved Items'. The 'Alerts (5)' link is highlighted with a blue box and labeled '1'. The main content area is titled 'Saved Items - Alertable' and shows a list of 5 saved items. The first item is highlighted with a green box and labeled '2', showing search criteria 'Search For > 'aids'' and a lock icon. Other items include 'Dowling', 'robot', 'ficus', and 'asperger's', each with their own search criteria and alert status. Action icons (RSS, email, print, delete) are visible for each item.


 1 已保存的条目可以用来设置定题服务, 设置为定题服务的条目保存在您的“定题服务 (Alerts)”收藏夹中。


 2 点击图标, 分别将该定题服务条目生成为RSS代码、用电邮(email)发送、更新或删除。

## 7.1.3 订购历史

为团体用户和个人用户提供您的文章订购信息。





 Athens Authentication Point  
**Recognized as:**  
 Springer (200-76-474)  
 Acta Ethologica 765  
 (479-82-157)  
**Logged in as:**  
 Prof J Johnson (699-15-968)  
 Log Out


**My SpringerLink**  
 Marked Items  
 Alerts (5)  
**Order History (12)**  1  
 Saved Items  
 All (25)  
 Favorites (1)  
 Asia  
 Johnson (1)  
 Mechanics  
 refer to friend  
 viruses (2)

**Content Types Subjects**  
**Individual Home**  
 Order History  
 12 orders First | 1-10 | 11-12 | Next

Order	Date	Total
20051214132639154165632212370969	Credited 12/14/2005 1:26 PM	\$0.00
20040621120158419291520241351936	Credited 6/21/2004 11:57 AM	\$0.00
20040112074116168187532815039357	Credited 1/12/2004 9:36 AM	\$0.00
20040109080923180118361616232440	Credited 1/9/2004 10:04 AM	\$0.00
20040109074251952590720774651136	Credited 1/9/2004 9:38 AM	\$0.00
20031229151124191285696017349173	Credited 12/29/2003 3:05 PM	\$0.00
20031129125218545181442024062208	Credited 11/29/2003 12:42 PM	\$0.00
20031114135545184463398416666944	Credited 11/14/2003 1:47 PM	\$0.00
20031031090205586141442028158208	Credited 10/31/2003 8:52 AM	\$0.00
20031028125032205739660818794570	Credited 10/28/2003 12:41 PM	\$0.00

12 orders First | 1-10 | 11-12 | Next

 1 单击查看订购历史列表。

 2 显示您的订购历史信息。

返回目录页

## 7.1.4 已保存的条目

您已经保存的条目，保存在您个人账户下的收藏夹（包括您自行创建的收藏夹）之中，以备日后查看、调用。



Content Types Subjects English

Back to: All Search Results Previous Result Next Result

Journal

**ASIA PACIFIC JOURNAL OF MANAGEMENT**

Asia Pacific Journal of Management

Publisher Springer Netherlands

ISSN 0217-4561 (Print) 1572-9958 (Online)

Online Date Friday, April 05, 2002

Subject Business and Economics

Add to marked items

Add to shopping cart

Add to saved items

Register for TOC Alerting

Recommend this journal

Editorial Board

About This Journal

Manuscript Submission

Editorial View Expanded List View Condensed List View Enable

23 Volumes First | **Current-17** | 16-9 | 8-1 | Next

Access to all content  Access to some content  Access to no content

Volume 23

Number 3 / September, 2006	229-384
Number 2 / June, 2006	119-227
Number 1 / March, 2006	5-113

Volume 22

Number 4 / December, 2005 Special Issue: Networks in Asia Pacific Business Guest Editors Tina Dacin and Andrew Delios	315-463
Number 3 / September, 2005	211-306
Number 2 / June, 2005	115-203
Number 1 / March, 2005	5-106

Find more options

Within this journal

Within all content

Starts With

Online Date

In the last six months (7)

In the last year (28)

Copyright

2000 - 2009 (211)

1990 - 1999 (220)

1980 - 1989 (147)

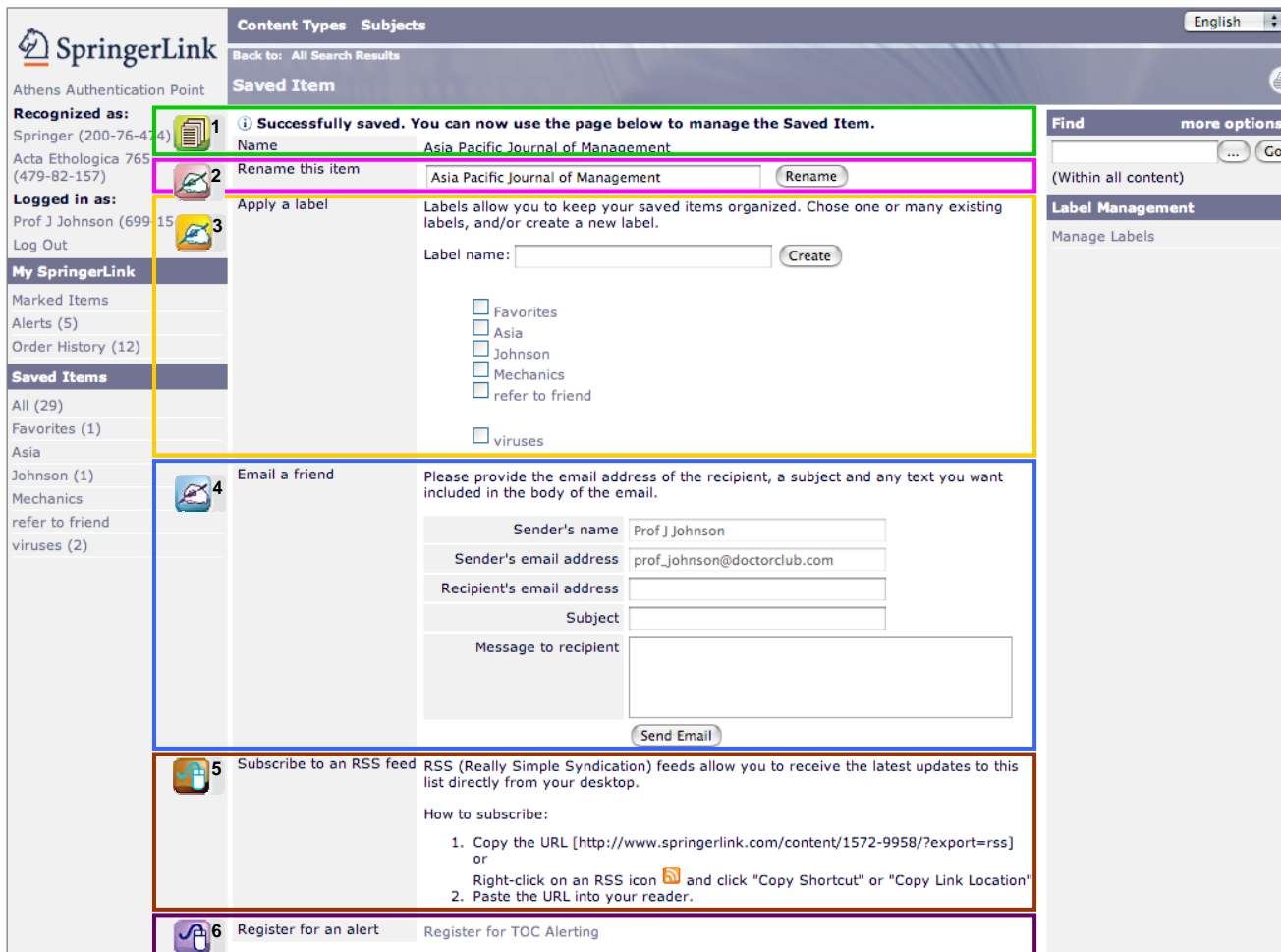
Author

 单击“添加到已保存的条目(Add to Saved Items)”链接，将其添加到已保存的条目(Saved Items)收藏夹中。

返回目录页


## 7.1.4 已保存的条目


在已保存的条目(Saved Item)界面，您可以管理您的检索条目。





The screenshot shows the SpringerLink 'Saved Item' page for 'Asia Pacific Journal of Management'. The interface includes a left sidebar with navigation options like 'My SpringerLink', 'Marked Items', and 'Saved Items'. The main content area is titled 'Saved Item' and contains several management options, each highlighted with a numbered callout:

- 1** A green box highlights a message: "Successfully saved. You can now use the page below to manage the Saved Item." Below it, the item name 'Asia Pacific Journal of Management' is displayed.
- 2** A pink box highlights the 'Rename this item' section, which includes a text input field with the current name and a 'Rename' button.
- 3** A yellow box highlights the 'Apply a label' section, which includes a 'Label name' input field, a 'Create' button, and a list of checkboxes for labels: Favorites, Asia, Johnson, Mechanics, refer to friend, and viruses.
- 4** A blue box highlights the 'Email a friend' section, which includes a form with fields for 'Sender's name', 'Sender's email address', 'Recipient's email address', 'Subject', and 'Message to recipient', along with a 'Send Email' button.
- 5** A red box highlights the 'Subscribe to an RSS feed' section, which includes a description of RSS feeds and instructions on how to subscribe, such as copying the URL and pasting it into a reader.
- 6** A purple box highlights the 'Register for an alert' section, which includes a 'Register for TOC Alerting' button.


 **1** 您将看到一条提示信息，确认“已成功保存 (successfully saved)”，以及出版物的题名。

 **2** 您可以重新给已保存的条目命名。

 **3** 创建一个新的收藏夹，将条目保存在这个新的收藏夹当中，或在下面的收藏夹前的方框中勾选，将条目保存在已有的收藏夹中。

 **4** 将该条目电邮 (Email) 给您的朋友。

 **5** RSS代码生成器使用说明。


 **6** 将该条目设置为定题服务。


返回目录页



## 7.1.4 已保存的条目


您可以进一步管理已保存的条目。


 <sup>1</sup> 所有保存过的条目，保存在您的“已保存的条目(Saved Items)”收藏夹中，单击可查看。

 <sup>2</sup> 单击图标，分别进行以下操作：

 生成RSS代码

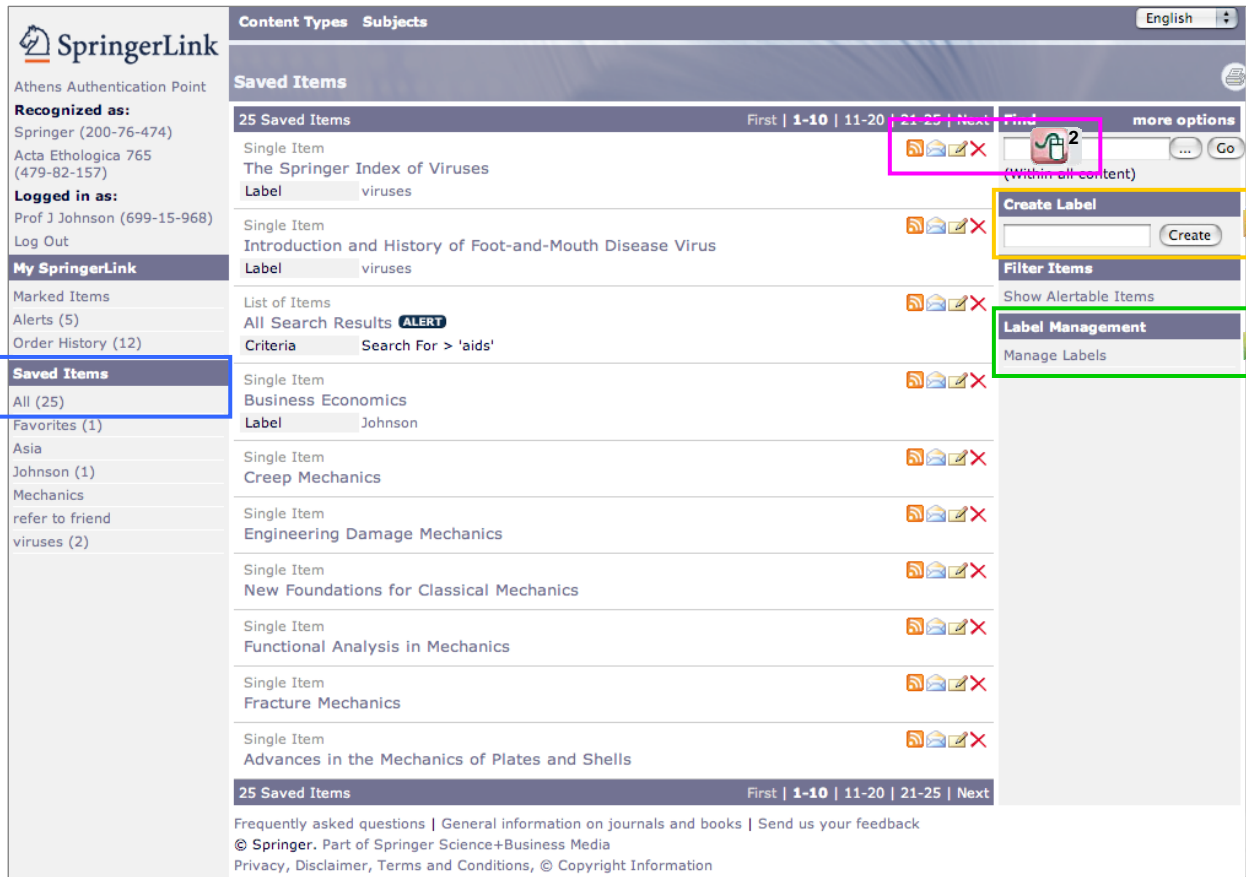
 电邮该条目

 编辑该条目

 从收藏夹中删除该条目

 <sup>3</sup> 输入新标签名(如, Favorites, Asia)，点击“创建(Create)”按钮，即可在我的SpringerLink栏目的“已保存条目(Saved Items)”收藏夹中，创建一个新的收藏夹。

 <sup>4</sup> 单击链接，打开“标签管理(Label Management)”界面。



返回目录页

## 8.0 术语表

- 可获取图标(Access Icons):** 用于说明用户对出版物、文章的全文可访问权限。
- Adobe阅读器(Adobe Reader):** SpringerLink的电子全文以Adobe PDF的格式保存, Adobe Reader则是一种比较通用的、兼容性较强的Adobe PDF格式文件的阅读器。
- 认证功能(Athens Authentication):** 认证服务功能可以使个人只需输入一次用户名和密码, 即可连接到不同的网络数据库, 而无需多次登录。
- 浏览(Browsing):** 将记录按照一定内在关系或词表依次排列。
- 数字辅助读物(Electronic Supplementary Materials):** 许多文章还提供一些数字辅助读物(如, 视频文献、图片、音频文献等)的链接, 这些辅助读物可以使读者对文章内容有更全面的理解。
- 可输出的结果(Exportable Results):** 检索结果可以输出为较为通用的RIS格式或文本文档格式, 您可以将输出后的文件转换到引文管理器(如, Endnote, ProCite, BibTeX)中。
- 导航栏(Guided Navigation):** 系统将检索结果按照不同的分类关系组织、排列, 以便精检或扩展检索。导航栏中, 将所有记录按照字段、格式和其他信息的不同, 进行分门别类。用户可以按照需要, 不断精简检索, 去除不相关的记录, 直到查找到满意的结果。
- 高亮词(Highlighted Terms):** 在检索结果中, 系统自动将检索词以高亮的方式显示, 可以使您迅速找到这些词在各条记录中的位置, 提高检索精确度。
- IP认证(IP Authentication):** 是指一种通过IP地址范围来识别授权用户的认证方式。当SpringerLink网络服务器接收到一项请求时, 先对发出请求的客户端的IP地址进行验证, 如果在被授权的IP地址范围内, 则该客户端的用户将被允许登录系统。如果多个用户在某一个局域网内(如, 大学校园网内)分别登陆系统, 这种IP地址认证方式十分有效。然而, 如果用户在局域网之外登陆系统, 那么, 这种IP地址认证方式则不太适用。这种情况下, 用户通过远程用户名和密码登陆系统, 更为有效。

## 8.0 术语表

<b>语言扩展(Linguistic Stemming):</b>	系统在处理检索请求时, 同时检索关键词的英文和德文书写形式。如, Haus, Häus.
<b>MetaPress账号 (MetaPress ID):</b>	MetaPress账号是指用户在SpringerLink或MetaPress系统中使用的账号。
<b>我的SpringerLink(My SpringerLink):</b>	个人用户可以利用“我的SpringerLink”个性化功能, 标记、保存和调用检索结果, 管理检索策略和订购历史, 以及定制题服务。
<b>在线优先发行(Online First™):</b>	Springer's独特的在线优先发行功能, 您可以在文献的印刷型版本出版发行之前, 在网络上预先获得某些图书和期刊的电子版。
<b>开放式选择(Open Choice):</b>	一种“发表付费、阅读免费”的学术论文发表模式, 作者将自己的学术论文通过互联网直接传播, 而不是通过传统的出版载体发表。这种开放式出版模式, 使作者的研究成果可以被全世界的学者免费分享。
<b>位置检索(Proximity Search):</b>	位置检索是指在检索时对前后两个检索词之间的距离加以限定, 检索结果必须同时包含这两个检索词, 但他们之间的距离不多于或不少于n个词。位置检索运算符有: Near、Followed By、Not Near和 Not Followed By.
<b>RSS代码转换(RSS Feeds):</b>	RSS (Really Simple Syndication) 是一种用于共享新闻标题和其他Web内容的XML格式。转换成RSS代码之后, 文件中包含的信息能直接在不同终端和服务中使用。
<b>SpringerLink管理员 (SpringerLink Administrator):</b>	您所在机构的数据库管理员, 负责处理与SpringerLink数据库相关的技术性事务。
<b>用户名、密码 (Username / Password):</b>	<ol style="list-style-type: none"><li>1) 获授权的用户使用他们的用户名和密码登陆系统, 获取全文;</li><li>2) 用户使用他们的个人账户的用户名和密码登录后, 可以使用个性化功能, 而不一定可以获取全文。</li></ol>
<b>通配符和特殊字符 (Wildcards and Special Characters):</b>	在系统中可以使用通配符和特殊字符(如, 德语和希腊语中的符号)进行检索。

## 9.0 客户支持

在每个网页底部都有“常见问题(Frequently asked questions)”的链接。



Frequently asked questions | General information on journals and books | Send us your feedback

© Springer. Part of Springer Science+Business Media

Privacy, Disclaimer, Terms and Conditions, © Copyright Information

Remote Address: 202.69.67.8 • Server: mpweb01

HTTP User Agent: Mozilla/5.0 (Macintosh; U; PPC Mac OS X; en) AppleWebKit/418.8 (KHTML, like Gecko) Safari/419.3



 SpringerLink

Athens Authentication Point

### Welcome!

To use the personalized features of this site, please [log in](#) or [register](#).

If you have forgotten your username or password, we can [help](#).

### My SpringerLink

[Marked Items](#)

[Alerts](#)

[Order History](#)

### Saved Items

[All](#)

[Favorites](#)

[Content Types](#) [Subjects](#)

### Help

#### *Access and Registration*

#### **How do I get access to full-text articles on SpringerLink?** [Top](#)

For online access to full-text articles in a journal on SpringerLink, you or your institution should be a registered subscriber to that journal. For online access to full-text articles in a book series on SpringerLink, you or your institution should have a standing order to the series or an electronic-only subscription to the series. For detailed product and licensing information please go to [springeronline.com/librarian](http://springeronline.com/librarian).

#### **Why should I register with SpringerLink?** [Top](#)

Registration allows you to benefit as an individual user who is able to use our special personalization features such as new issue and keyword alerting, Favorites linking, and free samples. Additionally, an individual registration allows you to purchase articles on SpringerLink, which will always be available in your account "Order History."

#### **How do I register with SpringerLink as a new customer?** [Top](#)

Registration is free and simple. Once you access the SpringerLink homepage, please click on the "Register" button located on the bottom-right of the homepage beneath the "Login" box. This will display a page with the option to register as either an "Individual" or an "Institution"-please click on the "Individual" button. On the next page, you will be able to fill in simple contact information and create a username and password that you will use to access the site in the future. After the creation of your login for SpringerLink, you will be asked to accept the terms and conditions for using electronic content offered by Springer.

Once you have filled out all necessary fields and registration is complete, an e-mail notification with your login credentials will be automatically sent to your email address. The "Registration Complete" page reminds you of your username and provides you with an eight-digit identification number (Metapress ID) that will be handy if you ever need to contact the SpringerLink helpdesk. Clicking on the "Continue" button will take you back to the SpringerLink homepage where you will be automatically recognized. You will now be able to take advantage of the special features offered by SpringerLink as a registered user.

[返回目录页](#)





## 9.0 联系信息



SpringerLink

accelerating the world of research

### REGIONAL OFFICE .....

#### HONG KONG

Springer China Limited  
Unit 1703, Tower 1, Enterprise Square  
9 Sheung Yuet Road, Kowloon Bay, Hong Kong  
Tel: +852 2723 9698  
Fax: +852 2724 2366  
Email: [springer@springer.com.hk](mailto:springer@springer.com.hk)

### REPRESENTATIVE OFFICES .....

#### 北京

施普林格中国有限公司北京代表处  
北京市海淀区北四环西路58号  
理想国际大厦404-405室  
邮编: 100080  
电话: +86 10 8267 0211  
传真: +86 10 8267 0212  
电邮: [infobj@springer.com.hk](mailto:infobj@springer.com.hk)

#### SEOUL

Springer Seoul Representative Office  
RM 402, Shin Ahn Building, 51-11  
Seong san 1-dong, Mapo-gu  
Seoul, 121-747, South Korea  
Tel: +82 2 3142 9698  
Fax: +82 2 3142 5768  
Email: [jbpark@springer.com.hk](mailto:jbpark@springer.com.hk)

#### KUALA LUMPUR

Springer Malaysia Representative Office  
2F-12, IOI Business Park  
Persiaran Puchong Jaya Selatan  
Bandar Puchong Jaya, 47100 Puchong  
Selangor D.E., Malaysia  
Tel: + 60 3 8076 4428  
Fax: + 60 3 8076 4484  
Email: [mandys@springer.com.hk](mailto:mandys@springer.com.hk)

#### TAIPEI

Springer Taipei Representative Office  
6F. -7, No. 106, Sec. 3, Sinyi Rd., Da-an District  
Taipei City, Taiwan 106, R.O.C.  
Tel: + 886 2 2703 3556  
Fax: + 886 2 2703 1644  
Email: [leol@springer.com.hk](mailto:leol@springer.com.hk)

Detailed SpringerLink User Manual is also available. Please contact your local representative for a copy.

返回目录页